







Crop Weather Calendar of Guava: Faridpur Region (Dists.: Faridpur, Rajbari, Madaripur, Shariatpur and Gopalganj) Bangladesh

| Region: Faridpur | Guava | | | | | | | | | | | | | | | | | Duration: 140 days | | | |
|------------------|-------|----------|------|------|------|-------|------|------|------|-------|------|------|------|------|------|------|------|--------------------|------|------|--|
| Months | Jan | February | | | | March | | | | April | | | | May | | | | June | | | |
| Std.Week/Normal | 5 | 6 | 7 | 8 | 9 | 10 | 11 | 12 | 13 | 14 | 15 | 16 | 17 | 18 | 19 | 20 | 21 | 22 | 23 | 24 | |
| Rainfall (mm) | 3.5 | 5.5 | 5.0 | 7.5 | 5.0 | 6.5 | 7.0 | 12.5 | 18.5 | 21.0 | 20.5 | 27.5 | 41.5 | 48.0 | 46.5 | 52.5 | 61.0 | 67.5 | 76.5 | 84.0 | |
| Max. Temp. (°C) | 26.5 | 27.4 | 28.5 | 29.5 | 30.7 | 31.8 | 32.9 | 33.8 | 33.4 | 34.2 | 34.8 | 34.5 | 34.2 | 34.0 | 34.1 | 34.0 | 33.7 | 33.8 | 33.7 | 32.8 | |
| Min. Temp. (°C) | 13.1 | 13.9 | 15.5 | 16.0 | 17.3 | 18.5 | 19.5 | 21.2 | 21.8 | 23.0 | 23.5 | 24.0 | 24.0 | 23.7 | 24.2 | 24.6 | 25.0 | 25.5 | 26.0 | 26.0 | |
| Mean Temp. (°C) | 19.8 | 20.7 | 22.0 | 22.7 | 24.0 | 25.1 | 26.2 | 27.5 | 27.6 | 28.6 | 29.1 | 29.2 | 29.1 | 28.8 | 29.1 | 29.3 | 29.4 | 29.7 | 29.8 | 29.4 | |
| RHmax (%) | 94.7 | 94.7 | 94.1 | 93.8 | 93.4 | 92.7 | 92.4 | 92.9 | 93.2 | 93.0 | 92.9 | 92.6 | 93.3 | 93.6 | 94.1 | 93.8 | 94.1 | 94.8 | 95.2 | 95.4 | |
| RHMin (%) | 46.2 | 43.3 | 43.3 | 41.5 | 39.5 | 38.8 | 38.4 | 42.1 | 46.7 | 49.0 | 50.2 | 53.8 | 56.9 | 59.9 | 61.3 | 63.3 | 65.5 | 67.3 | 69.5 | 73.5 | |
| RHmean (%) | 70.4 | 69.0 | 68.7 | 67.7 | 66.4 | 65.7 | 65.4 | 67.5 | 69.9 | 71.0 | 71.5 | 73.2 | 75.1 | 76.7 | 77.7 | 78.5 | 79.8 | 81.0 | 82.4 | 84.4 | |
| SShr (hrs) | 49.0 | 52.0 | 52.0 | 53.0 | 54.5 | 53.0 | 54.5 | 51.5 | 50.5 | 52.5 | 53.0 | 54.5 | 52.5 | 49.5 | 49.5 | 49.0 | 40.5 | 41.0 | 38.0 | 30.5 | |
| WD (deg) | 205 | 203 | 214 | 217 | 222 | 230 | 230 | 216 | 200 | 199 | 197 | 187 | 187 | 182 | 190 | 183 | 187 | 190 | 188 | 179 | |
| WS(Km/hr) | 3.4 | 3.1 | 4.0 | 4.3 | 4.5 | 4.5 | 4.5 | 5.5 | 5.6 | 6.1 | 6.1 | 6.4 | 6.5 | 6.2 | 6.1 | 5.8 | 5.6 | 5.7 | 5.0 | 5.4 | |

| | | | | | | |
|--------|---|---|---|---|--|---|
| Stages |  |  |  |  |  |  |
| | Appearance of flower buds | Flower bud visible | Flower opening | Fruit setting | Fruit growth | Fruit maturity and ripening |

| Congenial Weather Condition for Diseases | | |
|--|---------------------------------------|--|
| Wilt | Mean Temp. 19.0°C- 28.0°C, RH: 62-75% | Mean Temp. 26.0°C- 30.0°C, RH: 65-87% |
| Fruit rot | | Mean Temp. 25.0°C -30.0°C, Relative Humidity: 65-86% |
| Dieback | Mean Temp. 20.0°C- 29.0°C, RH: 70-72% | Mean Temp. 26.0°C- 30.0°C, RH: 65-87% |
| Anthracoese | | Mean Temp: 24.0°C -30.0°C, Relative Humidity: 60-87% |
| Canker | | Mean Temp: 25.0°C -30.0°C, Relative Humidity: 62-85% |

| Congenial weather for insect-pests | | | |
|------------------------------------|--|--|--|
| Fruit fly | | | Mean Temp. 25.0°C -30.0°C, Relative Humidity: 60-85% |
| Fruit borer | | | Mean Temp: 25.0°C -30.0°C, Relative Humidity: 61-87% |
| Aphids | Mean Temp: 19.0°C -30.0°C, Relative Humidity: 60-75% | | |
| White flies | Mean Temp: 18.5°C -30.0°C, Relative Humidity: 65-75% | | |
| Mealy bugs | Mean Temp: 18.0°C -31.0°C, Relative Humidity: 62-78% | | |

| Weather Warning | | |
|-------------------|---|---------|
| Rainfall | > 08 mm | > 40 mm |
| Cloudy Weather | Cloudy Weather | |
| Relative Humidity | Maximum Humidity > 92% Minimum Humidity > 40% | |
| Hail storm | Hail storm | |
| High wind | > 20 km/hr | |
| Temperature | Max. Temp. > 30.0 °C and Min. Temp. >15.0 °C | |