







Cotton Disease Weather Calendar: Bogura Region (Districts: Bogura, Joypurhat, Pabna, Sirajganj) Bangladesh Disease: Bacterial blight

| Region: Bogura | | Cotton | | | | | | | | | | | | | | | | | | | | | | | Duration: 180-185 days | | | | |
|-----------------------|---|---------|---|------|------|---|--------|------|------|--|--|-----------|------|------|------|------|---|------|------|------|------|----------|------|------|------------------------|------|----------|--|--|
| Weather warning | Months | July | | | | | August | | | | | September | | | | | October | | | | | November | | | | | December | | |
| | Max. Temp. (°C) | > 33° C | | | | | | | | | | | | | | | | | | | | | | | | | | | |
| | Min. Temp. (°C) | > 27° C | | | | | | | | | | | | | | | | | | | | | | | | | | | |
| | RHmax (%) | > 96 % | | | | | | | | | | | | | | | | | | | | | | | | | | | |
| | RHMin (%) | > 75 % | | | | | | | | | | | | | | | | | | | | | | | | | | | |
| | Rainfall (mm) | > 60 mm | | | | | | | | | | | | | | | | | | | | | | | | | | | |
| Weekly normal weather | Std.Week | 27 | 28 | 29 | 30 | 31 | 32 | 33 | 34 | 35 | 36 | 37 | 38 | 39 | 40 | 41 | 42 | 43 | 44 | 45 | 46 | 47 | 48 | 49 | 50 | 51 | 52 | | |
| | Rainfall (mm) | 93.0 | 80.0 | 91.0 | 76.0 | 63.0 | 61.0 | 72.0 | 67.0 | 56.0 | 60.0 | 60.0 | 76.0 | 74.0 | 51.0 | 42.0 | 25.0 | 18.0 | 5.0 | 5.0 | 0.0 | 0.0 | 3.0 | 0.0 | 3.0 | 0.0 | 4.0 | | |
| | Max. Temp. (°C) | 32.0 | 31.9 | 32.0 | 32.1 | 32.3 | 32.6 | 32.1 | 32.3 | 32.6 | 32.3 | 32.0 | 32.1 | 32.0 | 32.1 | 32.3 | 32.0 | 31.6 | 31.0 | 30.7 | 30.1 | 29.7 | 28.9 | 27.7 | 26.3 | 25.7 | 25.0 | | |
| | Min. Temp. (°C) | 26.0 | 26.1 | 26.0 | 26.1 | 26.3 | 26.9 | 26.3 | 26.4 | 26.1 | 26.0 | 26.0 | 26.0 | 25.1 | 25.0 | 24.0 | 23.4 | 21.7 | 21.0 | 19.9 | 18.3 | 17.3 | 15.7 | 15.0 | 14.1 | 13.4 | 12.4 | | |
| | RHmax (%) | 95.9 | 95.9 | 95.9 | 95.9 | 95.1 | 95.3 | 95.6 | 95.9 | 95.7 | 95.9 | 96.3 | 96.1 | 96.4 | 96.0 | 96.0 | 95.7 | 95.1 | 94.3 | 94.6 | 94.1 | 93.9 | 93.9 | 93.7 | 94.6 | 94.3 | 94.6 | | |
| | RHMin (%) | 73.3 | 74.1 | 74.4 | 73.3 | 72.0 | 71.9 | 73.3 | 72.7 | 71.7 | 72.0 | 72.3 | 70.7 | 71.0 | 68.7 | 66.0 | 62.1 | 57.9 | 55.6 | 52.4 | 49.9 | 48.3 | 47.0 | 48.1 | 50.6 | 50.6 | 50.0 | | |
| | SShr (hrs) | 28.0 | 31.0 | 29.0 | 28.0 | 35.0 | 37.0 | 36.0 | 31.0 | 35.0 | 35.0 | 35.0 | 37.0 | 37.0 | 44.0 | 48.0 | 54.0 | 57.0 | 52.0 | 55.0 | 55.0 | 56.0 | 56.0 | 54.0 | 48.0 | 49.0 | 46.0 | | |
| Stages | Germination & emergence | | Seedling establishment | | | Leaf area & canopy development | | | | | Squaring, Flowering & Boll formation | | | | | | Boll maturation & harvesting | | | | | | | | | | | | |
| |  | |  | | |  | | | | |  | | | | | |  | | | | | | | | | | | | |
| | | | | | ← | | | | | | | | | | | → | | | | | | | | | | | | | |
| | | | | | | | | | |  | | | | | | | | | | | | | | | | | | | |
| | | | | | | | | | | Bacterial blight | | | | | | | | | | | | | | | | | | | |