














**Crop Weather Calendar of Banana: Rangpur Region** (Districts: Rangpur, Kurigram, Gaibandha, Nilphamari, Lalmonirhat) **Bangladesh Pest: Banana Thrips**

| Region: Rangpur       |  | Banana   |      |      |      |       |      |      |      |       |      |      |      |      |   |        |      |   |      |        |   |   |      |   |      |   |   |      |   | Duration: 338-340 days  |      |      |   |  |  |   |  |  |
|-----------------------|--|----------|------|------|------|-------|------|------|------|-------|------|------|------|------|---|--------|------|---|------|--------|---|---|------|---|------|---|---|------|---|---|------|------|---|--|--|---|--|--|
| Weather warning       | Months   | February |      |      |      | March |      |      |      | April |      |      |      | May  |   |        |      | June  |      |        |   | July  |      |   |      | August-January  |   |      |   |   |      |      |   |  |  |   |  |  |
|                       | Max. Temp. (°C)  | >30.0 °C |      |      |      |       |      |      |      |       |      |      |      |      |   |        |      |   |      |        |   |   |      |   |      |   |   |      |   |   |      |      |   |  |  |   |  |  |
|                       | Min. Temp. (°C)  | >19.0 °C |      |      |      |       |      |      |      |       |      |      |      |      |   |        |      |   |      |        |   |   |      |   |      |   |   |      |   |   |      |      |   |  |  |   |  |  |
|                       | RHmax (%)  | > 90 %   |      |      |      |       |      |      |      |       |      |      |      |      |   |        |      |   |      |        |   |   |      |   |      |   |   |      |   |   |      |      |   |  |  |   |  |  |
|                       | RHMin (%)  | > 45 %   |      |      |      |       |      |      |      |       |      |      |      |      |   |        |      |   |      |        |   |   |      |   |      |   |   |      |   |   |      |      |   |  |  |   |  |  |
|                       | Rainfall (mm)  | > 30 mm  |      |      |      |       |      |      |      |       |      |      |      |      |   |        |      |   |      |        |   |   |      |   |      |   |   |      |   |   |      |      |   |  |  |   |  |  |
| Weekly normal weather | Std.Week/Normal  | 6        | 7    | 8    | 9    | 10    | 11   | 12   | 13   | 14    | 15   | 16   | 17   | 18   | 19  | 20     | 21   | 22  | 23   | 24     | 25  | 26  | 27   | 28  | 29   | 30  | 31  | 32   | 33  | 34  | 35   | -2   |   |  |  |   |  |  |
|                       | Rainfall (mm)  | 2        | 4    | 2    | 3    | 1     | 3    | 6    | 19   | 11    | 20   | 29   | 32   | 50   | 40  | 65     | 62   | 87  | 107  | 91     | 110   | 91  | 106  | 116   | 83   | 92  | 63  | 68   | 106   | 85  | 80   | 3    |   |  |  |   |  |  |
|                       | Max. Temp. (°C)  | 25.9     | 26.7 | 27.5 | 28.5 | 29.9  | 30.8 | 31.6 | 31.4 | 32.1  | 32.5 | 32.3 | 32.0 | 31.9 | 32.5  | 32.7   | 32.2 | 32.8  | 32.7 | 32.4   | 32.0  | 32.2  | 32.3 | 31.9  | 32.2 | 32.4  | 33.1  | 32.8 | 32.2  | 32.3  | 32.3 | 22.4 |   |  |  |   |  |  |
|                       | Min. Temp. (°C)  | 12.7     | 13.7 | 14.4 | 15.3 | 16.1  | 17.3 | 18.4 | 19.5 | 20.3  | 21.1 | 21.9 | 21.9 | 22.3 | 23.2  | 23.4   | 23.9 | 24.4  | 25.0 | 25.2   | 25.8  | 26.0  | 26.0 | 26.0  | 26.1 | 26.6  | 26.7  | 26.1 | 26.0  | 26.0  | 10.4 |      |   |  |  |   |  |  |
|                       | RHmax (%)  | 94.3     | 93.7 | 92.9 | 91.4 | 89.8  | 88.7 | 88.1 | 87.7 | 88.5  | 88.4 | 89.9 | 90.9 | 92.5 | 92.2  | 92.9   | 92.8 | 93.3  | 93.9 | 94.2   | 94.9  | 94.7  | 95.0 | 94.8  | 94.5 | 94.5  | 94.1  | 94.4 | 95.0  | 95.1  | 95.0 | 96.0 |   |  |  |   |  |  |
|                       | RHMin (%)  | 48.0     | 47.1 | 45.3 | 42.8 | 39.6  | 40.8 | 42.5 | 48.8 | 49.7  | 50.7 | 56.7 | 59.0 | 62.0 | 62.0  | 62.9   | 65.8 | 66.7  | 69.0 | 70.7   | 73.7  | 73.6  | 73.8 | 74.6  | 73.3 | 71.9  | 69.9  | 70.9 | 73.1  | 73.2  | 72.4 | 57.8 |   |  |  |   |  |  |
|                       | SShr (hrs)   | 6.6      | 7.5  | 7.2  | 7.7  | 7.8   | 8.2  | 8.7  | 8.7  | 8.3   | 8.4  | 8.3  | 8.6  | 7.8  | 7.7   | 7.9    | 6.8  | 7.4   | 6.9  | 7.4    | 7.1   | 7.1   | 6.8  | 6.8   | 7.8  | 6.8   | 7.3   | 6.8  | 7.1   | 6.6   | 6.6  | 5.7  |   |  |  |   |  |  |
| Phenological stages   |  |          |      |      |      |       |      |      |      |       |      |      |      |      |    |        |      |   |      |        |   |  |      |   |      |  |   |      |  |   |      |      |   |  |  |   |  |  |
|                       | Seedling (Sucker) stage  |          |      |      |      |       |      |      |      |       |      |      |      |      | Vegetative (Vigorous growth) stage  |        |      |   |      |        |   | Flower bud burst stage  |      |   |      | Fruit formation stage   |   |      | Fruit development maturity & harvesting stage                                       |   |      |      |   |  |  |   |  |  |
| Insect's life cycle   |  |          |      |      |      |       |      |      |      |       |      |      |      |      |  |        |      |  |      |        |  |   |      |  |      |   |  |      |   |  |      |      |  |  |  |  |  |  |
|                       |  |          |      |      |      |       |      |      |      |       |      |      |      |      | Egg   | Larvae | Pupa | Adult   | Egg  | Larvae | Pupa  | Adult   |      |   |      |   |   |      |   |   |      |      |   |  |  |   |  |  |