















Mango Pest Weather Calendar: Rangpur Region (Districts: Rangpur, Kurigram, Gaibandha, Nilphamari, Lalmonirhat) Bangladesh Pest: Mango Fruit Fly

| Region: Rangpur | | Mango | | | | | | | | | | | | | | | | | | | | Duration: 160-165 days | | | | | | | |
|-----------------------|---|-----------------|---|------|---|------|--|------|------|------|------|---|------|---|------|---|---|---|---|------|---|---|------|------|------|--|------|--|------|
| Weather warning | Months | January | | | | | February | | | | | March | | | | | April | | | | | May | | | | | June | | July |
| | Max. Temp. (°C) | > 33° C (wk 12) | | | | | | | | | | | | | | | | | | | | | | | | | | | |
| | Min. Temp. (°C) | < 24° C (wk 12) | | | | | | | | | | | | | | | | | | | | | | | | | | | |
| | RHmax (%) | > 90 % (wk 12) | | | | | | | | | | | | | | | | | | | | | | | | | | | |
| | RHMin (%) | < 60 % (wk 10) | | | | | | | | | | | | | | | | | | | | | | | | | | | |
| | Rainfall (mm) | > 25 mm | | | | | | | | | | | | | | | | | | | | | | | | | | | |
| Weekly normal weather | Std.Week | 2 | 3 | 4 | 5 | 6 | 7 | 8 | 9 | 10 | 11 | 12 | 13 | 14 | 15 | 16 | 17 | 18 | 19 | 20 | 21 | 22 | 23 | 24 | 25 | | | | |
| | Rainfall (mm) | 3 | 2 | 1 | 1 | 2 | 4 | 2 | 3 | 1 | 3 | 6 | 19 | 11 | 20 | 29 | 32 | 50 | 40 | 65 | 62 | 87 | 107 | 91 | 110 | | | | |
| | Max. Temp. (°C) | 22.4 | 23.2 | 23.4 | 24.7 | 25.9 | 26.7 | 27.5 | 28.5 | 29.9 | 30.8 | 31.6 | 31.4 | 32.1 | 32.5 | 32.3 | 32.0 | 31.9 | 32.5 | 32.7 | 32.2 | 32.8 | 32.7 | 32.4 | 32.0 | | | | |
| | Min. Temp. (°C) | 10.4 | 10.8 | 10.8 | 11.8 | 12.7 | 13.7 | 14.4 | 15.3 | 16.1 | 17.3 | 18.4 | 19.5 | 20.3 | 21.1 | 21.9 | 21.9 | 22.3 | 23.2 | 23.4 | 23.9 | 24.4 | 25.0 | 25.2 | 25.8 | | | | |
| | RHmax (%) | 96.0 | 95.8 | 95.7 | 95.5 | 94.3 | 93.7 | 92.9 | 91.4 | 89.8 | 88.7 | 88.1 | 87.7 | 88.5 | 88.4 | 89.9 | 90.9 | 92.5 | 92.2 | 92.9 | 92.8 | 93.3 | 93.9 | 94.2 | 94.9 | | | | |
| | RHMin (%) | 57.8 | 56.2 | 54.2 | 51.6 | 48.0 | 47.1 | 45.3 | 42.8 | 39.6 | 40.8 | 42.5 | 48.8 | 49.7 | 50.7 | 56.7 | 59.0 | 62.0 | 62.0 | 62.9 | 65.8 | 66.7 | 69.0 | 70.7 | 73.7 | | | | |
| | SShr (hrs) | 36.5 | 39.5 | 41.0 | 44.0 | 48.5 | 50.0 | 51.5 | 56.5 | 57.5 | 57.0 | 54.0 | 49.0 | 51.5 | 51.0 | 47.5 | 47.0 | 46.5 | 47.5 | 49.0 | 41.0 | 40.5 | 38.0 | 31.5 | 27.0 | | | | |
| Stages |  | |  | |  | |  | | | | |  | | | | | | |  | | | | | | | | | | |
| | Swelling of apical buds | | Panicle elongation | | Panicle growth & flowering | | Pea stage | | | | | Fruit development /Fruit growing stage | | | | | | | Maturity/Ripening/Harvesting stage | | | | | | | | | | |
| Insect's life cycle | | | | | | | | | | | |  | |  | |  |  |  |  | |  |  | | | | | | | |
| | | | | | | | | | | | | Eggs | | Larvae | | Pupa | Adult | Eggs | Larvae | | Pupa | Adult | | | | | | | |