





**Crop Weather Calendar of Jujubee (Boroi): Barishal Region (Districts: Barishal, Jhalakati, Patuakhali, Pirujpur, Barguna, Bhola) Bangladesh**

Region: Barishal	Jujubee (Boroi)																								Duration: 224 days								
Months	July	August					September				October				November				December				January				February				Mar.		
Std. Week/ Normal	30	31	32	33	34	35	36	37	38	39	40	41	42	43	44	45	46	47	48	49	50	51	52	1	2	3	4	5	6	7	8	9	
Rainfall (mm)	115	100	93	96	82	81	73	78	72	75	55	57	41	25	19	25	9	6	7	2	4	1	1	1	1	1	1	2	3	4	5	8	6
Max. Temp. (°C)	31.0	31.2	31.2	31.0	31.5	31.5	31.2	31.5	32.0	32.0	31.9	32.1	32.0	31.7	31.0	30.5	29.9	29.3	28.3	27.8	27.0	26.2	25.7	25.1	25.2	25.8	26.2	27.0	27.8	28.9	29.7	30.7	
Min. Temp. (°C)	25.9	26.0	26.0	26.0	26.0	26.0	25.9	25.9	26.0	25.5	25.2	25.0	24.3	22.9	22.1	21.0	19.6	18.4	16.7	15.6	14.9	14.0	13.1	12.6	12.5	12.7	12.5	14.0	14.6	16.2	16.9	18.3	
Mean Temp. (°C)	28.5	28.6	28.6	28.5	28.8	28.8	28.6	28.7	29.0	28.7	28.6	28.6	28.1	27.3	26.5	25.7	24.8	23.9	22.5	21.7	21.0	20.1	19.4	18.9	18.9	19.2	19.4	20.5	21.2	22.5	23.3	24.5	
RHmax (%)	97.6	97.4	97.3	97.2	97.3	97.3	97.4	97.7	97.6	98.0	97.9	98.0	97.8	97.8	97.8	97.7	97.8	97.8	97.8	98.0	97.9	98.2	98.2	98.0	97.8	97.6	97.6	97.3	97.1	97.0	97.0	96.7	
RHMin (%)	80.0	78.9	78.6	79.0	77.6	77.4	77.6	76.4	74.6	73.9	72.3	70.4	68.0	63.7	63.2	60.7	56.6	53.7	51.8	50.6	50.9	50.7	50.3	50.1	49.3	48.5	45.2	46.2	44.8	46.2	45.1	44.9	
RHmean (%)	88.8	88.2	88.0	88.1	87.5	87.4	87.5	87.1	86.1	85.9	85.1	84.2	82.9	80.7	80.5	79.2	77.2	75.8	74.8	74.3	74.4	74.4	74.3	74.1	73.6	73.1	71.4	71.7	70.9	71.6	71.0	70.8	
SShr (hrs)	25.3	26.0	25.7	26.0	27.3	29.0	28.3	29.3	29.7	33.0	36.7	41.3	44.7	48.7	47.0	47.3	49.0	50.0	51.3	48.7	46.3	44.3	43.7	46.7	44.0	47.3	52.7	50.3	52.3	51.7	52.0	53.7	
WD (deg)	175	173	180	176	184	182	185	191	209	212	220	229	228	212	214	214	232	217	212	225	223	212	212	209	211	204	216	217	211	214	211	214	
WS(Km/hr)	6.5	6.4	5.6	6.5	5.7	5.6	5.0	5.0	4.5	4.5	4.0	3.2	3.6	3.1	3.5	3.1	2.7	3.3	3.6	3.1	3.4	3.3	3.9	4.5	4.4	4.5	4.3	5.0	4.6	4.9	4.9	5.1	
Phenological stages																																	
	Inflorescence emergence	Flowering & Fruit setting.										Fruit development										Fruit maturity and Harvesting.											

Congenial Weather Condition for Diseases	
Powdery Mildew	Temperature 24-29°C and relative humidity >70%
Anthracoise	Temp 20-30°C for 12 h & relative humidity >70%
Leaf spot	Temperature 24-29°C and relative humidity >70%
Leaf rust	Temperature 24-30°C & relative humidity >70%
Shooty mold	Temperature 24-29°C and relative humidity >70%

Congenial weather for insect-pests	
Leaf Chafer beetle	Temp. 28.0 – 30.0°C, RH: 80-90%
Ber Nut weevil	Temp. 25.0 – 30.0°C, RH: 75 –90%
Fruit fly	Temp. 17-30°C RH 62-86%
Fruit borer	Temp. 17.0 – 30.0°C, RH:- 70-90%
White Spider mite	Temp. 28.0 – 30.0°C, RH:- 80-90%

Weather Warning	
Rainfall	> 30 mm
Cloudy Weather	Cloudy Weather
Relative Humidity	Maximum Humidity > 92% Minimum Humidity <70%
Hail storm	Hail storm
High wind	> 20 km/hr
Temperature	Max. Temp. > 33.0 °C and Min. Temp. < 15.0 °C