





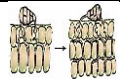




Crop disease weather calendar of the Rabi season Gurlic (**Blight disease**): Bogra Region (Districts: Bogra Region (Districts: Bogra, Pabna, Sirajgonj, Joypurhat )  
Bangladesh

Bogra Region		Rabi season Garlic: Blight disease																			Life cycle of crop: 140-150	
Weather warming	Months	November					December					January				February				March		
	Max. Temp. (°C)	28°C																				
	Min. Temp. (°C)	16°C																				
	RH Max (%)	90% above; leaf surface remains with for more than 24 hours or at least 6 hours of leaf wetness																				
	RH Min (%)	85%																				
	Rainfall (mm)	Cloudy rainy weather in the crop stand																				
Weekly normal weather	Std. Week/Normal	44	45	46	47	48	49	50	51	52	1	2	3	4	5	6	7	8	9	10	11	12
	Rainfall (mm)	5.0	5.0	0.0	0.0	3.0	0.0	3.0	0.0	4.0	0.0	2.0	2.0	1.0	1.0	1.0	4.0	3.0	5.0	2.0	4.0	3.0
	Max. Temp. (°C)	31.0	30.7	30.1	29.7	28.9	27.7	26.3	25.0	25.7	24.0	24.0	24.3	25.4	25.9	26.9	27.7	28.6	29.3	30.9	31.9	32.9
	Min. Temp. (°C)	21.0	19.9	18.3	17.3	15.7	15.0	14.1	12.0	13.4	12.0	11.4	11.4	12.0	12.9	13.6	14.6	15.4	16.4	17.4	18.3	20.0
	RHmax (%)	94.3	94.6	94.1	93.9	93.9	93.7	94.6	94.3	94.6	94.1	94.3	94.3	93.9	93.1	92.1	91.4	90.4	88.7	89.1	86.4	86.3
	RHMin (%)	55.6	52.4	49.9	48.3	47.0	48.1	50.6	50.6	50.0	50.9	49.0	47.7	46.0	44.9	41.4	40.3	39.1	38.0	36.9	37.1	39.1
	SShr (hrs)	52.0	55.0	55.0	56	56	54	48	49.0	46.0	44.0	44.0	46.0	50.0	50.0	52.0	53.0	56.0	60.0	59.0	61.0	58.0
Stage																						
	Germination and Seedling Planting					Vegetative Growth					Flowering & Fruiting					Harvesting						
Disease Life Cycle																						
	Spore association with host		Spore germination	Germ tube formation & Penetration		Disease development		After occurrence of disease the disease cycle continued up to clove formation stage														