





Crop Weather Calendar of Pineapple: Chattogram Region (Districts: Chattagram) Bangladesh

Region: Chattogram	Pineapple																								Duration: 252-255 days					
Months	December				January				February				March				April				May- June				July-August					
Std. Week/Normal	49	50	51	52	1	2	3	4	5	6	7	8	9	10	11	12	13	14	15	16	17	18	19	20	25	26	27	28	31	32
Rainfall (mm)	1	4	2	2	0	1	1	1	2	1	2	8	5	5	6	13	21	21	27	34	36	63	61	70	181	197	202	156	149	128
Max. Temp. (°C)	28.6	27.8	26.9	26.6	26.5	26.1	26.6	26.9	27.7	28.7	29.3	29.8	30.6	31.2	32.0	32.0	31.8	32.1	32.6	32.7	32.9	32.8	32.9	32.8	31.3	30.9	30.7	31.1	31.1	31.2
Min. Temp. (°C)	17.0	16.3	15.3	14.9	14.1	13.9	14.1	14.1	14.9	15.8	16.9	17.6	18.8	19.8	20.7	21.8	22.7	23.5	24.0	24.4	24.5	24.5	24.8	25.2	25.4	25.2	25.4	25.3	25.3	25.4
Mean Temp. (°C)	22.8	22.1	21.1	20.8	20.3	20.0	20.4	20.5	21.3	22.2	23.1	23.7	24.7	25.5	26.3	26.9	27.2	27.8	28.3	28.6	28.7	28.7	28.9	29.0	28.3	28.1	28.0	28.2	28.2	28.3
RHmax (%)	94.4	94.2	94.4	94.1	93.8	93.1	92.9	91.6	91.0	90.6	90.4	91.0	90.8	91.1	91.3	93.0	93.0	93.3	92.9	92.6	92.8	92.9	93.3	93.5	95.1	95.9	96.0	95.7	95.5	95.8
RHMin (%)	49.5	50.0	50.3	49.1	48.2	47.1	44.9	42.3	43.6	41.2	43.3	43.9	44.8	46.6	47.4	54.0	58.2	60.1	60.5	61.6	62.0	62.3	64.1	66.1	75.3	77.3	77.7	76.4	75.2	75.4
RHmean (%)	71.9	72.1	72.3	71.6	71.0	70.1	68.9	67.0	67.3	65.9	66.8	67.5	67.8	68.8	69.4	73.5	75.6	76.7	76.7	77.1	77.4	77.6	78.7	79.8	85.2	86.6	86.9	86.0	85.3	85.6
SShr (hrs)	54.8	52.8	50.8	51.3	53.3	50.8	53.8	56.5	56.3	57.8	57.5	58.5	60.3	59.3	56.8	57.0	52.8	56.0	56.0	54.8	55.3	52.8	55.0	48.0	28.0	25.3	24.0	29.0	32.8	30.0
WD (deg)	204	196	199	207	200	193	203	203	201	203	208	214	221	215	223	218	207	209	205	205	202	199	203	199	174	173	173	173	172	175
WS(Km/hr)	5.1	5.7	5.8	6.2	6.6	6.9	6.8	7.0	7.1	7.3	7.7	7.9	8.6	8.7	8.9	9.4	9.7	10.0	11.1	10.6	10.1	10.0	10.1	11.0	10.9	10.7	10.8	10.0	9.9	
Phenological stages																														
	Inflorescence emergence												Flowering				Fruit development				Fruit ripening & harvesting									

Congenial Weather Condition for Diseases	
Heart rot	Temperature 31.0°C to 34.0°C, hot, humid weather and relative humidity >90%.
Root rot	Temperature 28-34°C; relative humidity below 80% with cloudy weather
Base rot	Temperature (28.0 to 34°C), relative humidity >90% with dry weather
Fusariosis	Temp 31.0°C to 33.0°C; with warm weather
Pink disease	Temp 31.0°C to 33.0°C; with warm weather

Congenial weather for insect-pests	
Mealy bugs	Temp. 28.0 – 34.0°C, RH: 67-80%
Scale insects	Temp. 28.0 – 34.0°C, RH: 70 –82%
Thrips	Temp. 27.0 – 34.0°C, RH: 70 - 80%
Fruit borer	Temp. 31.0 – 33.5°C, RH:- 70-90%
Fruit fly	Temp. 31.0 - 34°C, RH:- 70-89%

Weather Warning	
Rainfall	> 15 mm
Cloudy Weather	Cloudy Weather
Relative Humidity	Maximum Humidity > 90% Minimum Humidity < 75%
Hail storm	Hail storm
High wind	> 20 km/hr
Temperature	Max. Temp. > 33 °C and Min. Temp. < 26 °C