





Crop Weather Calendar of Pineapple: Dhaka Region (Districts: Tangail, Gazipur, Narsingdi) Bangladesh

Region: Dhaka	Pineapple																								Duration: 252-255 days					
Months	December				January				February				March				April				May- June				July-August					
Std. Week/Normal	49	50	51	52	1	2	3	4	5	6	7	8	9	10	11	12	13	14	15	16	17	18	19	20	25	26	27	28	31	32
Rainfall (mm)	2	5	1	4	1	0	0	1	4	4	3	12	4	4	10	14	21	25	21	32	43	46	56	55	81	78	83	74	67	60
Max. Temp. (°C)	27.6	26.2	25.5	24.8	24.0	23.9	24.5	25.0	26.2	27.2	28.3	28.9	30.0	31.5	32.3	33.4	33.2	33.9	34.6	34.1	33.8	33.6	33.7	33.7	32.2	32.2	32.1	32.0	32.2	32.2
Min. Temp. (°C)	15.5	14.7	13.5	12.9	12.4	12.0	12.0	12.1	13.6	14.3	15.5	16.5	17.5	18.6	19.8	21.3	21.8	22.9	23.5	23.7	23.6	23.7	24.2	24.6	26.2	26.2	26.1	26.2	26.2	26.7
Mean Temp. (°C)	21.5	20.5	19.5	18.8	18.2	17.9	18.3	18.6	19.9	20.7	21.9	22.7	23.7	25.0	26.1	27.3	27.5	28.4	29.0	28.9	28.7	28.6	28.9	29.2	29.2	29.2	29.1	29.1	29.2	29.4
RHmax (%)	94.8	95.3	95.1	95.0	94.6	94.3	93.8	93.4	92.4	92.1	91.7	91.1	90.0	89.9	89.2	89.6	90.3	91.3	91.4	91.4	91.7	92.3	92.8	92.9	94.4	94.7	94.7	94.1	94.0	94.1
RHMin (%)	47.6	49.4	49.8	49.1	50.3	48.8	46.2	43.3	42.3	39.4	39.7	38.9	36.0	35.5	35.9	38.9	44.5	45.9	47.1	52.0	55.1	56.7	58.6	60.4	71.5	72.9	73.5	73.1	71.0	71.6
RHmean (%)	71.2	72.3	72.5	72.1	72.4	71.6	70.0	68.3	67.3	65.7	65.7	65.0	63.0	62.7	62.5	64.3	67.4	68.6	69.2	71.7	73.4	74.5	75.7	76.7	83.0	83.8	84.1	83.6	82.5	82.8
SShr (hrs)	47.6	49.4	49.8	49.1	50.3	48.8	46.2	43.3	42.3	39.4	39.7	38.9	36.0	35.5	35.9	38.9	44.5	45.9	47.1	52.0	55.1	56.7	58.6	60.4	71.5	72.9	73.5	73.1	71.0	71.6
WD (deg)	219	224	225	233	238	238	232	242	241	236	234	228	234	230	223	206	188	181	175	167	156	159	164	156	157	158	162	157	156	165
WS(Km/hr)	3.7	3.7	3.7	3.7	4.1	4.0	4.1	4.3	4.3	4.5	5.0	5.3	5.0	5.4	5.7	6.2	6.5	6.5	6.6	6.6	6.7	6.8	6.5	6.4	6.5	6.5	5.8	5.9	6.1	5.8
Phenological stages																														
	Inflorescence emergence				Flowering				Fruit development				Fruit ripening & harvesting																	

Congenial Weather Condition for Diseases	
Heart rot	Temperature 31.0°C to 34.0°C, hot, humid weather and relative humidity >90%.
Root rot	Temperature 28-34°C; relative humidity below 70% with cloudy weather
Base rot	Temperature (28.0 to 34°C), relative humidity >90% with dry weather
Fusariosis	Temp 31.0°C to 33.0°C; with warm weather
Pink disease	Temp 31.0°C to 33.0°C; with warm weather

Congenial weather for insect-pests	
Mealy bugs	Temp. 28.0 – 34.0°C, RH: 67-84%
Scale insects	Temp. 28.0 – 34.0°C, RH: 70 –85%
Thrips	Temp. 27.0 – 34.0°C, RH: 70 - 84%
Fruit borer	Temp. 31.0 – 33.5°C, RH:- 70-85%
Fruit fly	Temp. 31.0 - 34°C, RH:- 70-85%

Weather Warning	
Rainfall	> 20 mm
Cloudy Weather	Cloudy Weather
Relative Humidity	Maximum Humidity > 90% Minimum Humidity < 72%
Hail storm	Hail storm
High wind	> 20 km/hr
Temperature	Max. Temp. > 33 °C and Min. Temp. < 26 °C