













### Crop Pest Calendar of Pineapple: Chattogram Region (Districts: Chattogram) Bangladesh Pest: Fruit borer

| Region:<br>Chattogram |   | Pineapple |      |  |      |         |      |   |      |          |      |      |   |       |      |   |      |   |   |      |      |   |      |      |   |             | Duration: 252-255 days |   |      |      |   |  |  |   |  |  |
|-----------------------|---|-----------|------|--|------|---------|------|---|------|----------|------|------|---|-------|------|---|------|---|---|------|------|---|------|------|---|-------------|------------------------|---|------|------|---|--|--|---|--|--|
| Weather warning       | Months  | December  |      |  |      | January |      |   |      | February |      |      |   | March |      |   |      | April   |   |      |      | May- June   |      |      |   | July-August |                        |   |      |      |   |  |  |   |  |  |
|                       | Max. Temp. (°C)   | > 33.0 °C |      |  |      |         |      |   |      |          |      |      |   |       |      |   |      |   |   |      |      |   |      |      |   |             |                        |   |      |      |   |  |  |   |  |  |
|                       | Min. Temp. (°C)   | > 25.0 °C |      |  |      |         |      |   |      |          |      |      |   |       |      |   |      |   |   |      |      |   |      |      |   |             |                        |   |      |      |   |  |  |   |  |  |
|                       | RHmax (%)   | > 92%     |      |  |      |         |      |   |      |          |      |      |   |       |      |   |      |   |   |      |      |   |      |      |   |             |                        |   |      |      |   |  |  |   |  |  |
|                       | RHMin (%)   | > 60%     |      |  |      |         |      |   |      |          |      |      |   |       |      |   |      |   |   |      |      |   |      |      |   |             |                        |   |      |      |   |  |  |   |  |  |
|                       | Rainfall (mm)   | > 30 mm   |      |  |      |         |      |   |      |          |      |      |   |       |      |   |      |   |   |      |      |   |      |      |   |             |                        |   |      |      |   |  |  |   |  |  |
| Weekly normal weather | Std. Week/Normal  | 49        | 50   | 51   | 52   | 1       | 2    | 3   | 4    | 5        | 6    | 7    | 8   | 9     | 10   | 11  | 12   | 13  | 14  | 15   | 16   | 17  | 18   | 19   | 20  | 25          | 26                     | 27  | 28   | 31   | 32  |  |  |   |  |  |
|                       | Rainfall (mm)   | 1         | 4    | 2  | 2    | 0       | 1    | 1   | 1    | 2        | 1    | 2    | 8   | 5     | 5    | 6   | 13   | 21  | 21  | 27   | 34   | 36  | 63   | 61   | 70  | 181         | 197                    | 202   | 156  | 149  | 128   |  |  |   |  |  |
|                       | Max. Temp. (°C)   | 28.6      | 27.8 | 26.9   | 26.6 | 26.5    | 26.1 | 26.6  | 26.9 | 27.7     | 28.7 | 29.3 | 29.8  | 30.6  | 31.2 | 32.0  | 32.0 | 31.8  | 32.1  | 32.6 | 32.7 | 32.9  | 32.8 | 32.9 | 32.8  | 31.3        | 30.9                   | 30.7  | 31.1 | 31.1 | 31.2  |  |  |   |  |  |
|                       | Min. Temp. (°C)   | 17.0      | 16.3 | 15.3   | 14.9 | 14.1    | 13.9 | 14.1  | 14.1 | 14.9     | 15.8 | 16.9 | 17.6  | 18.8  | 19.8 | 20.7  | 21.8 | 22.7  | 23.5  | 24.0 | 24.4 | 24.5  | 24.5 | 24.8 | 25.2  | 25.4        | 25.2                   | 25.4  | 25.3 | 25.3 | 25.4  |  |  |   |  |  |
|                       | RHmax (%)   | 94.4      | 94.2 | 94.4   | 94.1 | 93.8    | 93.1 | 92.9  | 91.6 | 91.0     | 90.6 | 90.4 | 91.0  | 90.8  | 91.1 | 91.3  | 93.0 | 93.0  | 93.3  | 92.9 | 92.6 | 92.8  | 92.9 | 93.3 | 93.5  | 95.1        | 95.9                   | 96.0  | 95.7 | 95.5 | 95.8  |  |  |   |  |  |
|                       | RHMin (%)   | 49.5      | 50.0 | 50.3   | 49.1 | 48.2    | 47.1 | 44.9  | 42.3 | 43.6     | 41.2 | 43.3 | 43.9  | 44.8  | 46.6 | 47.4  | 54.0 | 58.2  | 60.1  | 60.5 | 61.6 | 62.0  | 62.3 | 64.1 | 66.1  | 75.3        | 77.3                   | 77.7  | 76.4 | 75.2 | 75.4  |  |  |   |  |  |
|                       | SShr (hrs)  | 54.8      | 52.8 | 50.8   | 51.3 | 53.3    | 50.8 | 53.8  | 56.5 | 56.3     | 57.8 | 57.5 | 58.5  | 60.3  | 59.3 | 56.8  | 57.0 | 52.8  | 56.0  | 56.0 | 54.8 | 55.3  | 52.8 | 55.0 | 48.0  | 28.0        | 25.3                   | 24.0  | 29.0 | 32.8 | 30.0  |  |  |   |  |  |
| Phenological stages   |  |           |      |  |      |         |      |  |      |          |      |      |   |       |      |   |      |  |   |      |      |   |      |      |   |             |                        |   |      |      |   |  |  |   |  |  |
|                       | Inflorescence emergence   |           |      | Flowering  |      |         |      | Fruit development   |      |          |      |      |   |       |      |   |      | Fruit ripening & harvesting   |   |      |      |   |      |      |   |             |                        |   |      |      |   |  |  |   |  |  |
| Life cycle            |   |           |      |  |      |         |      |   |      |          |      |      |  |       |      |  |      |   |  |      |      |  |      |      |  |             |                        |  |      |      |  |  |  |  |  |  |
|                       |   |           |      |  |      |         |      |   |      |          |      |      | Egg   |       |      | Larva   |      |   | Pupa  |      |      | Adult   |      |      | Egg   |             |                        | Larva   |      |      | Pupa  |  |  | Adult   |  |  |