






























Crop Insect Weather Calendar of *Rabi* season Pointed gourd (Fruit fly): Jessore Region (Districts: Jessore, Chuadanga, Meherpur, Jinaidaha, magura, Kustia) Bangladesh

| Region: Jessore | | Rabi season pointed gourd: (Fruit fly) | | | | | | | | | | | | | Duration: 120-150 days | | | | | | | | |
|-----------------------|--|--|------|------|---|----------|------|------|------|---|---|---|---|---|---|---|---|---|---|---|---|-----|--|
| Weather warning | Months | October | | | | November | | | | December | | | | | January | | | February | | | | | |
| | Max. Temp. (°C) | 30° C | | | | | | | | | | | | | | | | | | | | | |
| | Min. Temp. (°C) | 24 ° C | | | | | | | | | | | | | | | | | | | | | |
| | RH Max (%) | 75% | | | | | | | | | | | | | | | | | | | | | |
| | RH Min (%) | 55 | | | | | | | | | | | | | | | | | | | | | |
| | Rainfall (mm) | Cloudy and rainy conditions | | | | | | | | | | | | | | | | | | | | | |
| | Std. Week | 40 | 41 | 42 | 43 | 44 | 45 | 46 | 47 | 48 | 49 | 50 | 51 | 52 | 1 | 2 | 3 | 4 | 5 | 6 | 7 | 8 | |
| Weekly normal weather | Rainfall (mm) | 44.5 | 33.0 | 26.5 | 20.0 | 9.0 | 8.0 | 7.5 | 1.0 | 2.0 | 1.5 | 4.0 | 0.0 | 3.5 | 0.5 | 1.5 | 2.5 | 3.0 | 6.5 | 5.0 | 4.5 | 8.0 | |
| Max. Temp. (°C) | 33.2 | 33.0 | 32.7 | 31.9 | 31.1 | 31.1 | 30.3 | 29.6 | 28.5 | 27.7 | 26.6 | 25.7 | 25.2 | 24.5 | 24.5 | 25.1 | 25.6 | 26.6 | 27.8 | 28.9 | 30.0 | | |
| Min. Temp. (°C) | 25.1 | 24.4 | 23.4 | 21.6 | 20.7 | 19.4 | 18.0 | 16.7 | 15.1 | 14.0 | 13.4 | 12.3 | 11.4 | 10.9 | 10.7 | 11.0 | 10.8 | 12.0 | 13.3 | 14.7 | 15.6 | | |
| RH max (%) | 96.5 | 96.5 | 96.5 | 96.1 | 95.9 | 95.9 | 95.7 | 95.7 | 95.4 | 95.2 | 95.8 | 95.5 | 95.7 | 95.4 | 95.3 | 95.3 | 94.9 | 94.9 | 94.2 | 94.0 | 93.7 | | |
| RH Min (%) | 67.0 | 64.4 | 61.5 | 57.1 | 56.2 | 52.0 | 49.8 | 48.1 | 46.3 | 47.2 | 49.2 | 49.4 | 47.9 | 49.6 | 47.9 | 47.0 | 44.7 | 44.2 | 42.2 | 41.0 | 39.3 | | |
| SS hr (hrs) | 40.0 | 43.5 | 47.0 | 49.0 | 45.5 | 48.5 | 49.5 | 47.5 | 48.5 | 47.5 | 43.5 | 42.0 | 42.0 | 41.0 | 42.5 | 44.5 | 48.0 | 48.5 | 49.5 | 50.0 | 54.5 | | |
| Stage |  | | | |  | | | | |  | | | | | |  | | | | | | | |
| Insect Life Cycle | | | | | | | | | |  |  |  |  |  |  |  |  |  |  |  |  | | |
| | | | | | | | | | | Eggs | Maggots | Pupa | Adults | Eggs | Maggots | Pupa | Adults | Eggs | Maggots | Pupa | Adults | | |

Crop Insect Weather Calendar of *Kharif* season Pointed gourd (Fruit fly): Jessore Region (Districts: Jessore, Chuadanga, Meherpur, Jinaidaha, magura, Kustia) Bangladesh

| Region: Jessore | | Kharif season pointed gourd: (Fruit fly) | | | | | | | | | | | | | | | Duration: 140-250 days | | | | | | | |
|-----------------------|---|--|---|------|------|------|-------|---|------|---|------|---|------|---|------|---|------------------------|---|------|---|--|--------|--|------|
| Weather warning | Month | March | | | | | April | | | | | May | | | | | June | | | | | | | |
| | Max. Temp. (°C) | 30° C | | | | | | | | | | | | | | | | | | | | | | |
| | Min. Temp. (°C) | 24° C | | | | | | | | | | | | | | | | | | | | | | |
| | RH Max (%) | 75% | | | | | | | | | | | | | | | | | | | | | | |
| | RH Min (%) | 55 | | | | | | | | | | | | | | | | | | | | | | |
| | Rainfall (mm) | Cloudy and rainy conditions | | | | | | | | | | | | | | | | | | | | | | |
| Weekly normal weather | Std.Week/Normal | 9 | 10 | 11 | 12 | 13 | 14 | 15 | 16 | 17 | 18 | 19 | 20 | 21 | 22 | 23 | 24 | 25 | 26 | | | | | |
| | Rainfall (mm) | 4.0 | 2.5 | 4.5 | 11.5 | 12.0 | 11.5 | 7.0 | 12.5 | 21.5 | 28.5 | 30.5 | 36.0 | 44.5 | 38.5 | 49.5 | 54.5 | 81.0 | 72.5 | | | | | |
| | Max. Temp. (°C) | 31.0 | 32.4 | 33.6 | 34.7 | 34.6 | 35.5 | 36.1 | 36.5 | 36.3 | 36.0 | 36.0 | 35.9 | 35.5 | 35.6 | 35.3 | 34.0 | 33.3 | 33.0 | | | | | |
| | Min. Temp. (°C) | 16.4 | 17.7 | 19.0 | 20.8 | 21.8 | 22.8 | 23.5 | 24.1 | 24.2 | 24.2 | 25.2 | 25.0 | 25.5 | 26.0 | 26.2 | 26.2 | 26.1 | 26.2 | | | | | |
| | RHmax (%) | 93.2 | 92.5 | 92.1 | 92.1 | 92.4 | 92.4 | 92.9 | 92.4 | 92.3 | 92.8 | 92.7 | 93.1 | 93.6 | 94.0 | 94.1 | 94.8 | 95.7 | 96.0 | | | | | |
| | RHMin (%) | 36.5 | 35.4 | 34.9 | 36.7 | 42.0 | 41.5 | 41.6 | 44.3 | 46.9 | 49.9 | 51.7 | 54.8 | 58.7 | 60.0 | 62.1 | 67.5 | 71.7 | 73.5 | | | | | |
| | SShr (hrs) | 55.0 | 54.0 | 55.0 | 53.0 | 51.5 | 55.5 | 54.5 | 54.5 | 55.5 | 54.0 | 51.5 | 52.5 | 46.5 | 45.5 | 41.5 | 32.0 | 26.5 | 26.0 | | | | | |
| Stage |  | |  | | | | |  | | | | | |  | | | | | | | | | | |
| | Spouting & Seedling | | vegetative growth | | | | | Flowering & fruiting | | | | | | Harvesting | | | | | | | | | | |
| Insect Life Cycle |  | |  | | | | |  | |  | |  | |  | |  | |  | |  | | | | |
| | | | | | | | | Eggs | | Maggot | | Pupa | | Adults | | Eggs | | Maggots | | Pupa | | Adults | | Eggs |