



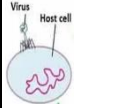








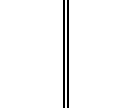







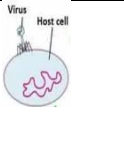






Crop Disease Weather Calendar of *Robi* season Cucumber (Cucumber Mosaic virus disease): Jessore Region (Districts: Jashore, Kushtia, Chuadanga, Jhenaidah, Meherpur, Magura) Bangladesh

Region: Jessore		Rabi season Cucumber: Cucumber Mosaic virus disease														Life span: 140-150 days						
Weather warning	Months	March					April					May				June			July			
	Max. Temp. (°C)	32 °C																				
	Min. Temp. (°C)	26 °C																				
	RH Max (%)	Disease development favored by certain rising relative humidity																				
	RH Min (%)	Disease development correlated with relative humidity as the humidity decreased the disease incident decreased																				
	Rainfall (mm)	Disease development favored by rainfall																				
Weekly normal weather	Std. Week/Normal	9	10	11	12	13	14	15	16	17	18	19	20	21	22	23	24	25	26	27	28	30
	Rainfall (mm)	4.0	2.5	4.5	11.5	12.0	11.5	7.0	12.5	21.5	28.5	30.5	36.0	44.5	38.5	49.5	54.5	81.0	72.5	82.0	72.0	73.0
	Max. Temp. (°C)	31.0	32.4	33.6	34.7	34.6	35.5	36.1	36.5	36.3	36.0	35.9	35.5	35.6	35.3	34.0	33.3	33.0	32.7	32.9	32.7	
	Min. Temp. (°C)	16.4	17.7	19.0	20.8	21.8	22.8	23.5	24.1	24.2	24.2	25.2	25.0	25.5	26.0	26.2	26.2	26.1	26.2	26.0	26.1	26.2
	RH max (%)	93.2	92.5	92.1	92.1	92.4	92.4	92.9	92.4	92.3	92.8	92.7	93.1	93.6	94.0	94.1	94.8	95.7	96.0	96.1	96.1	96.1
	RH Min (%)	36.5	35.4	34.9	36.7	42.0	41.5	41.6	44.3	46.9	49.9	51.7	54.8	58.7	60.0	62.1	67.5	71.7	73.5	74.4	73.4	73.4
	SS hr (hrs)	55.0	54.0	55.0	53.0	51.5	55.5	54.5	54.5	55.5	54.0	51.5	52.5	46.5	45.5	41.5	32.0	26.5	26.0	24.5	29.0	29.5
Growth stages																						
		Spouting & Seedling					vegetative growth					Flowering & fruiting					Harvesting					
Disease life Cycle																						
		Virus attachment on host cell	Penetration, Replication & release	Transmission	Disease development	Virus attachment on host cell to Disease development process continued up to maturity stage																

Crop Disease Weather Calendar of *Kharif* season Cucumber (Cucumber Mosaic virus disease): Jashore Region (Districts: Jashore, Kushtia, Chuadanga, Jhenaidah, Meherpur, Magura) Bangladesh

Region: Jessore		Kharif season Cucumber: Cucumber Mosaic virus disease														Life span: 140-150 days													
Weather warning	Months	April				May				June				July				August				September							
	Max. Temp. (°C)	32 °C																											
	Min. Temp. (°C)	26 °C																											
	RH Max (%)	Disease development favored by certain rising relative humidity																											
	RH Min (%)	Disease development correlated with relative humidity as the humidity decreased the disease incident decreased																											
	Rainfall (mm)	Disease development favored by rainfall																											
Weekly normal	Std. Week/Normal	14	15	16	17	18	19	20	21	22	23	24	25	26	27	28	29	30	31	32	33	34	35	36	37	38	39		
	Rainfall (mm)	11.5	7.0	12.5	21.5	28.5	30.5	36.0	44.5	38.5	49.5	54.5	81.0	72.5	82.0	72.0	83.5	73.0	63.5	56.0	68.0	48.5	50.5	52.5	68.0	59.0	69.5		
	Max. Temp. (°C)	35.5	36.1	36.5	36.3	36.0	36.0	35.9	35.5	35.6	35.3	34.0	33.3	33.0	32.7	32.9	32.7	32.7	33.0	32.8	32.7	33.1	33.3	32.9	32.9	33.0	33.2		
	Min. Temp. (°C)	22.8	23.5	24.1	24.2	24.2	25.2	25.0	25.5	26.0	26.2	26.2	26.1	26.2	26.0	26.1	26.2	26.2	26.0	26.2	26.0	26.1	26.0	26.0	26.0	26.0	25.3		
	RH max (%)	92.4	92.9	92.4	92.3	92.8	92.7	93.1	93.6	94.0	94.1	94.8	95.7	96.0	96.1	96.1	96.1	96.1	96.0	96.2	96.5	96.2	96.2	96.4	96.6	96.3	96.6		
	RH Min (%)	41.5	41.6	44.3	46.9	49.9	51.7	54.8	58.7	60.0	62.1	67.5	71.7	73.5	74.4	73.4	74.6	73.4	72.6	73.0	73.0	71.7	71.0	71.5	70.8	69.7	67.7		
	SS hr (hrs)	55.5	54.5	54.5	55.5	54.0	51.5	52.5	46.5	45.5	41.5	32.0	26.5	26.0	24.5	29.0	25.0	29.5	32.5	30.0	28.0	30.5	32.5	31.5	33.0	32.5	38.5		
Growth stages																													
		Spouting & Seedling				vegetative growth				Flowering & fruiting				Harvesting															
Disease life Cycle																													
		Virus attachment on host cell		Penetration, Replication & release		Transmission		Disease development		Virus attachment on host cell to Disease development process continued up to maturity stage																			