






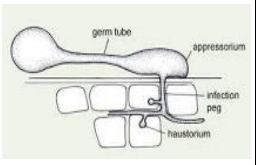









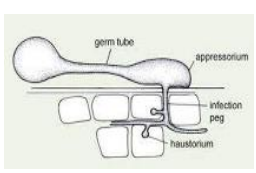




## Crop Disease Calendar of *Rabi* season Brinjal (Fruit rot): Rajshahi Region (Districts: Rajshahi, chapainawabgonj, Naogaon, Natore) Bangladesh

| Region: Rajshahi                  |                  | <i>Rabi</i> season Brinjal: Fruit rot disease                                     |      |                   |      |   |      |           |      |  |      |          |  |   |      | Life span: 140-150 days |  |   |      |      |  |      |  |  |  |  |  |  |  |  |  |  |
|-----------------------------------|------------------|---|------|-------------------|------|---|------|-----------|------|--|------|----------|--|---|------|-------------------------|--|---|------|------|--|------|--|--|--|--|--|--|--|--|--|--|
| Weather warning                   | Months           | November  |      |                   |      | December  |      |           |      | January  |      |          |  | February  |      |                         |  | March   |      |      |  |      |  |  |  |  |  |  |  |  |  |  |
|                                   | Max. Temp. (°C)  | 35°C  |      |                   |      |   |      |           |      |  |      |          |  |   |      |                         |  |   |      |      |  |      |  |  |  |  |  |  |  |  |  |  |
|                                   | Min. Temp. (°C)  | 27 °C   |      |                   |      |   |      |           |      |  |      |          |  |   |      |                         |  |   |      |      |  |      |  |  |  |  |  |  |  |  |  |  |
|                                   | RH Max (%)       | 50%   |      |                   |      |   |      |           |      |  |      |          |  |   |      |                         |  |   |      |      |  |      |  |  |  |  |  |  |  |  |  |  |
|                                   | RH Min (%)       | 30%   |      |                   |      |   |      |           |      |  |      |          |  |   |      |                         |  |   |      |      |  |      |  |  |  |  |  |  |  |  |  |  |
|                                   | Rainfall (mm)    | Hot and humid conditions for infection and disease development                    |      |                   |      |   |      |           |      |  |      |          |  |   |      |                         |  |   |      |      |  |      |  |  |  |  |  |  |  |  |  |  |
| Weekly normal weather             | Std. Week/Normal | 44  | 45   | 46                | 47   | 48  | 49   | 50        | 51   | 52   | 1    | 2        | 3  | 4   | 5    | 6                       | 7  | 8   | 9    | 10   | 11   | 12   |  |  |  |  |  |  |  |  |  |  |
|                                   | Rainfall (mm)    | 7.0   | 5.0  | 1.0               | 0.0  | 2.0   | 1.0  | 3.0       | 0.0  | 4.0  | 1.0  | 1.0      | 2.0  | 1.0   | 4.0  | 3.0                     | 2.0  | 3.0   | 5.0  | 4.0  | 3.0  | 4.0  |  |  |  |  |  |  |  |  |  |  |
|                                   | Max. Temp. (°C)  | 31.7  | 31.0 | 30.4              | 30.4 | 29.6  | 27.0 | 26.0      | 25.4 | 24.4   | 24.0 | 23.9     | 24.0   | 24.9  | 25.6 | 26.7                    | 28.1   | 29.3  | 30.4 | 32.1 | 33.1   | 34.6 |  |  |  |  |  |  |  |  |  |  |
|                                   | Min. Temp. (°C)  | 23.1  | 21.4 | 20.7              | 19.3 | 17.6  | 14.0 | 13.1      | 12.4 | 11.6   | 11.0 | 10.9     | 10.9   | 10.9  | 12.0 | 12.3                    | 13.6   | 14.1  | 15.1 | 16.4 | 17.6   | 19.4 |  |  |  |  |  |  |  |  |  |  |
|                                   | RH max (%)       | 96.1  | 96.0 | 95.9              | 96.1 | 95.7  | 94.7 | 95.9      | 95.3 | 95.7   | 95.6 | 95.1     | 95.3   | 95.3  | 95.3 | 94.0                    | 93.9   | 92.0  | 91.6 | 90.3 | 88.7   | 88.3 |  |  |  |  |  |  |  |  |  |  |
|                                   | RH Min (%)       | 60.9  | 57.4 | 55.9              | 51.9 | 49.4  | 46.9 | 50.1      | 50.0 | 50.0   | 50.1 | 48.4     | 47.9   | 45.7  | 44.7 | 42.0                    | 40.3   | 36.6  | 34.6 | 32.7 | 30.4   | 30.4 |  |  |  |  |  |  |  |  |  |  |
|                                   | SS hr (hrs)      | 53.0  | 56.0 | 55.0              | 57.0 | 54.0  | 51.0 | 47.0      | 46.0 | 44.0   | 42.0 | 42.0     | 46.0   | 52.0  | 51.0 | 55.0                    | 56.0   | 58.0  | 59.0 | 59.0 | 59.0   | 59.0 |  |  |  |  |  |  |  |  |  |  |
|                                   | Growth Stages    |  |      |                   |      |  |      |           |      |  |      |          |  |  |      |                         |  |  |      |      |  |      |  |  |  |  |  |  |  |  |  |  |
| Germination and Seedling Planting |                  |   |      | Vegetative Growth |      |   |      | Flowering |      |  |      | Fruiting |  |   |      | Harvesting              |  |   |      |      |  |      |  |  |  |  |  |  |  |  |  |  |
| Disease Life cycle                |                  |   |      |                   |      |   |      |           |      |  |      |          |  |   |      |                         |  |   |      |      |  |      |  |  |  |  |  |  |  |  |  |  |
|                                   |                  |   |      |                   |      |   |      |           |      |  |      |          | <b>Spore landing</b>   |   |      |                         | <b>Spore germination</b>   |   |      |      | <b>Penetration</b>   |      |  |  | <b>Disease development</b>   |  |  |  | <b>After disease occurred the cycle continued up to maturity stage</b>               |  |  |  |

## Crop Disease Calendar of *Kharif* season Brinjal (Fruit rot): Rajshahi Region (Districts: Rajshahi, chapainawabgonj, Naogaon, Natore) Bangladesh

| Region: Rajshahi      |   | Kharif season Brinjal: Fruit rot disease                       |   |      |      |      |      |  |      |      |      |      |  |      |      |      |        |  |      |      |      | Life span: 140-150 days |  |  |  |  |  |  |  |  |  |  |  |  |  |  |
|-----------------------|---|--|---|------|------|------|------|--|------|------|------|------|--|------|------|------|--------|--|------|------|------|-------------------------|--|--|--|--|--|--|--|--|--|--|--|--|--|--|
| Weather warning       | Months  | May  |   |      |      |      | June |  |      |      |      | July |  |      |      |      | August |  |      |      |      | September               |  |  |  |  |  |  |  |  |  |  |  |  |  |  |
|                       | Max. Temp. (°C)   | 35°C   |   |      |      |      |      |  |      |      |      |      |  |      |      |      |        |  |      |      |      |                         |  |  |  |  |  |  |  |  |  |  |  |  |  |  |
|                       | Min. Temp. (°C)   | 27 °C  |   |      |      |      |      |  |      |      |      |      |  |      |      |      |        |  |      |      |      |                         |  |  |  |  |  |  |  |  |  |  |  |  |  |  |
|                       | RH Max (%)  | 50%  |   |      |      |      |      |  |      |      |      |      |  |      |      |      |        |  |      |      |      |                         |  |  |  |  |  |  |  |  |  |  |  |  |  |  |
|                       | RH Min (%)  | 30%  |   |      |      |      |      |  |      |      |      |      |  |      |      |      |        |  |      |      |      |                         |  |  |  |  |  |  |  |  |  |  |  |  |  |  |
|                       | Rainfall (mm)   | Hot and humid conditions for infection and disease development |   |      |      |      |      |  |      |      |      |      |  |      |      |      |        |  |      |      |      |                         |  |  |  |  |  |  |  |  |  |  |  |  |  |  |
| Weekly normal weather | Std. Week/Normal  | 18   | 19  | 20   | 21   | 22   | 23   | 24   | 25   | 26   | 27   | 28   | 29   | 30   | 31   | 32   | 33     | 34   | 35   | 36   | 37   | 38                      | 39   |  |  |  |  |  |  |  |  |  |  |  |  |  |
|                       | Rainfall (mm)   | 24.0   | 29.0  | 33.0 | 36.0 | 34.0 | 48.0 | 51.0   | 78.0 | 72.0 | 66.0 | 71.0 | 75.0   | 72.0 | 52.0 | 57.0 | 64.0   | 53.0   | 57.0 | 54.0 | 59.0 | 52.0                    | 83.0   |  |  |  |  |  |  |  |  |  |  |  |  |  |
|                       | Max. Temp. (°C)   | 35.4   | 35.3  | 35.1 | 35.0 | 35.3 | 35.0 | 33.9   | 33.1 | 33.0 | 32.7 | 32.9 | 32.3   | 32.6 | 32.9 | 32.9 | 32.7   | 33.0   | 33.0 | 32.9 | 33.0 | 33.0                    | 32.9   |  |  |  |  |  |  |  |  |  |  |  |  |  |
|                       | Min. Temp. (°C)   | 23.7   | 24.3  | 24.6 | 25.0 | 25.4 | 25.9 | 26.0   | 26.0 | 26.0 | 26.0 | 26.0 | 26.0   | 26.0 | 26.0 | 26.1 | 26.0   | 26.1   | 26.0 | 26.0 | 26.0 | 26.0                    | 25.3   |  |  |  |  |  |  |  |  |  |  |  |  |  |
|                       | RH max (%)  | 92.1   | 92.7  | 93.3 | 93.1 | 93.7 | 94.6 | 95.4   | 96.1 | 96.6 | 96.6 | 96.9 | 97.0   | 96.9 | 96.7 | 96.6 | 96.7   | 96.1   | 96.4 | 96.3 | 96.7 | 96.3                    | 96.7   |  |  |  |  |  |  |  |  |  |  |  |  |  |
|                       | RH Min (%)  | 50.0   | 51.9  | 55.6 | 58.3 | 58.9 | 62.6 | 67.9   | 71.1 | 73.4 | 73.7 | 74.3 | 75.3   | 73.9 | 72.6 | 72.6 | 74.1   | 72.0   | 70.9 | 71.3 | 71.0 | 69.6                    | 68.9   |  |  |  |  |  |  |  |  |  |  |  |  |  |
|                       | SS hr (hrs)   | 52.0   | 53.0  | 54.0 | 48.0 | 51.0 | 48.0 | 35.0   | 31.0 | 31.0 | 30.0 | 30.0 | 30.0   | 34.0 | 34.0 | 36.0 | 33.0   | 34.0   | 40.0 | 35.0 | 38.0 | 40.0                    | 43.0   |  |  |  |  |  |  |  |  |  |  |  |  |  |
| Growth Stages         |  |  |  |      |      |      |      |  |      |      |      |      |   |      |      |      |        |   |      |      |      |                         |  |  |  |  |  |  |  |  |  |  |  |  |  |  |
|                       | Germination and Seedling Planting   |  | Vegetative Growth   |      |      |      |      | Flowering  |      |      |      |      | Fruiting   |      |      |      |        | Harvesting   |      |      |      |                         |  |  |  |  |  |  |  |  |  |  |  |  |  |  |
| Disease Life cycle    |   |  |   |      |      |      |      |  |      |      |      |      |  |      |      |      |        |  |      |      |      |                         |  |  |  |  |  |  |  |  |  |  |  |  |  |  |
|                       |   |  |   |      |      |      |      |  |      |      |      |      | Spore landing  |      |      |      |        | Spore germination  |      |      |      |                         | Penetration  |  |  |  |  | Disease development  |  |  |  |  | After disease occurred the cycle continued up to maturity stage                      |  |  |  |