





Agromet Advisory Bulletin for Bandarban District

		
	 Agro-Meteorological Information Systems Development Project Component-C of BWCSR Department of Agricultural Extension	
Date: 4th December, 2019 Bulletin No. 99	Agromet Advisory Bulletin for Bandarban District (4th December to 8th December, 2019)	

Weather Conditions for last four days (30th November to 3rd December, 2019)

Weather Parameters	30.11.19	01.12.19	02.12.19	03.12.19	Range
Rainfall (mm)	0.0	0.0	0.0	0.0	0.0-0.0 (0.0)
Maximum Temperature (° C)	30.8	28.6	28.6	27.5	27.5-30.8
Minimum Temperature (° C)	19.5	20.0	18.0	16.8	16.8-20.0
Relative Humidity (%)	49.0-96.0	40.0-92.0	34.0-89.0	35.0-86.0	34.0-96.0
Wind Speed (km/h)	1.9	5.6	7.4	3.7	1.9-7.4
Cloud Amount (Okta)	2	3	3	0	0-3
Wind Direction	North/North-westerly	North/North-westerly	North/North-westerly	North/North-westerly	North/North-westerly

Weather forecast as per Bangladesh Meteorological Department for the next 5 days (4th December to 8th December, 2019)

Weather Parameters	Range
Rainfall (mm)	0.0-0.0 (0.0)
Maximum Temperature (° C)	25.2-27.6
Minimum Temperature (° C)	14.0-16.2
Relative Humidity (%)	52.0-78.0
Wind Speed (Km/h)	4.6-5.0
Cloud Amount (Okta)	Clear Sky

Wind Direction	North/North-westerly
-----------------------	----------------------

Stages of Standing Crops

Crop	Stage
Aman Paddy	Ripening to Harvesting
Vegetables	Fruit Setting/ Vegetative

Agromet Advisories

Aman Paddy

Harvesting Stage:

- Remove water from the field completely 15 days before harvesting.
- Where 80% grain found mature harvest the crop after draining water as sunny weather will prevail. At the time of harvesting, pick the black earhead (affected earhead with false smut disease) and destroy them by burning.
- Sundry the harvested paddy and carry out threshing and store it in safe place.
- To protect the matured grains of aman rice from the attack of rodents, prepare dry poison baits by mixing atta/wheat bran/maize crush 80g, gur 10g, dry fish 5g & Zinc Phosphide 5g; & apply alongside the bunds for controlling field rat.
- Sowing of khesari can be done as relay crop in upland area before harvest of aman paddy.

Vegetables

- As there was no rainfall relatively for extended period and there is no chance of rainfall for next five days, apply adequate irrigation to moist the soil in the vegetable field.
- Prevailing weather condition, there is a chance of attack of black-rot of crucifers in the cabbage and cauliflower, this causes rotting of leaves and blackening of head. Apply 1 gm Streptocycline in 10 lt of water and spray thoroughly and also apply top-dressing to cauliflower field
- Use Pheromone Traps @ 20 Nos/ha. to control attack of fruit borer in brinjal, tomato and bhindi crops
- Chilli, tomato, brinjal Vegetative to flowering --Use staking for seedlings --Apply mustard cake with mixed up soil and stirring at the base of plants.
- For control of aphids and jassids in cabbage and cauliflower, install 2-3 yellow sticky cards per bigha. Alternately, paint a cardboard with yellow colour, smear grease over it and install in the field. Spray Neem oil at the rate of 5 ml per litre of water along with liquid detergent at a dose of 0.5-1.0 ml.
- Since there is no possibility of getting rainfall in the coming 5 days spray Captan 50 WP 0.2% (@ 2 g/lit. of water) to control Fruit rot or anthracnose disease in the chilli crops.

Boro Paddy:

- Continue seedbed preparation.
- Apply light irrigation as there was no rainfall during past few weeks and there is no chance of rainfall during next five days.

- If the seedbed becomes yellow, apply urea at the rate of 7 gm urea per square metre area.
- Arrangement for polythene may be made as this may be required to cover the seedbed during sudden drop in temperature during this season.

Potato

1. Apply light irrigation as there was no rainfall during past few weeks and there is no chance of rainfall during next five days.
2. Farmers are advised to do intercultural operations for conserving the moisture and removing weeds.
3. Monitor the incidences of late blight disease, if not noticed, it is advised not to use any fungicide on crop at present.
4. Those who have already planted the crop should adopt mulching by using water hyacinth, straw etc. to enhance the tuber quality and yield.

Groundnut

- Continue sowing of rabi groundnut with assured irrigation. Undertake sowing preferably upto December 15. Select high yielding varieties and sow them at a distance of 22.5 X 10 cm after seed treatment with Thiamethoxam @ 2 ml. + 4 ml. water per kg of seeds.
- Undertake intercultural operations after 14-20 days after sowing.
- As there is no chance of rainfall during next 5 days and soil is almost dry, apply irrigation to the plants which are sown 18-20 days back.

Horticultural crops

Present weather conditions are favorable for the planting of horticultural crops viz, papaya, mango, Banana, guava etc, farmers are advised for the planting the same at the earliest.

As there was no rainfall relatively for extended period and there is no chance of rainfall for next five days, apply adequate irrigation to young fruit plants.

Farmers are advised to go for bagging of the banana bunches with muslin cloth or polyethylene before fruit set in order to protect the fruits from the attack of banana fruit and leaf scarring beetle.

As dry condition will prevail during next five days, apply irrigation to banana plant 15-20 days interval.

Livestock

Keep the animal shed clean.

Possibility of fall in night temperature, keep the animal under sheds and clean the surroundings to control fly and mosquito in cattle shade. Provide the cattle /animals 50 grams iodized salt 15 and 50 to 100 grams mineral mixture daily along with animal feed/fodder, green fodder to keep them healthy.

Vaccinate and de-worm farm animals at regular intervals in winter season.

Poultry

Make arrangements to protect poultry cage from cold winds.

As the temperature is dropping, provide vitamin complex to poultry also put gunny bags or plastic sheath curtains on the side walls of shed and increase bedding material by six inches to protect birds from cold winds. Care should be taken not to restrict ventilation.

Make use of bulbs to maintain proper temperature in the poultry cage

Vaccinate poultry against Ranikhet disease and infectious bronchitis.

Fishery

Protect the fish population against various bacterial diseases prevalent in winter season; apply Potash @ 4-5 mg/litre of water or Sukrena WS @ 1 litre per bigha of water.

During winter months, fish are under stress and may show symptoms like erratic swimming 11 behaviour, not eating, gasping at the surface and others including mortalities. If such symptoms are observed, immediately stop feeding, liming and manuring. Consult an expert for remedial measures.

Keep pisciculture farm ponds clean. During winter, reduce the amount of food for fishes and provide feed between 2-3PM