





Agromet Advisory Bulletin for Bandarban District

		
		
<p>Agro-Meteorological Information Systems Development Project Component-C of BWCSR Department of Agricultural Extension</p>		
Date: 12th January 2020 Bulletin No. 110	Agromet Advisory Bulletin for Bandarban District (12th January to 16th January 2020)	

Weather Conditions for last four days (08th January to 11th January 2020)

Weather Parameters	08.01.20	09.01.20	10.01.20	11.01.20	Range
Rainfall (mm)	0.0	0.0	0.0	0.0	0.0-0.0 (0.0)
Maximum Temperature (° C)	24.0	27.0	25.2	22.2	22.2-27.0
Minimum Temperature (° C)	12.9	14.6	16.6	16.0	12.9-16.6
Relative Humidity (%)	60.0-93.0	49.0-90.0	43.0-89.0	67.0-89.0	43-93
Wind Speed (km/h)	5.6	7.4	13.0	11.1	5.55-12.95
Cloud Amount (Okta)	4	2	0	2	0-4
Wind Direction	North/North-Westerly	North/North-Westerly	North/North-Westerly	North/North-Westerly	North/North-Westerly

Weather forecast as per Bangladesh Meteorological Department for the next 5 days (12th January to 16th January 2020)

Weather Parameters	Range
Rainfall (mm)	0.0-0.0 (0.0)
Maximum Temperature (° C)	24.2-26.9
Minimum Temperature (° C)	11.8-15.0
Relative Humidity (%)	46.0-80.0
Wind Speed (Km/h)	2.5-3.6
Cloud Amount (Okta)	Partly Cloudy Sky
Wind Direction	North/North-Westerly

Agromet Advisories

Salient Advisories

- As per the Bangladesh Meteorological Department (BMD), during next 24 hours weather may remain dry with temporary partly cloudy/cloudy sky over the district. Moderate to thick fog may occur over the district during midnight to morning, it may continue till afternoon at places. Night and day temperature may remain nearly unchanged over the. As per the outlook issued by BMD for next 72 hrs, temperature may rise at the end period. During last four days, dry condition prevails over the district. As per the quantitative medium range weather forecast, dry condition is likely over the district. Thus, advisories for harvesting of rabi crops and application of irrigation, fertilisers and pesticides are also advised. Special care should be taken for the standing crops, livestock, poultry and fishes which are likely to be affected by cold temperature, fog, realised rainfall along with cloudiness.

Vegetables

- Apply irrigation in the vegetable field.
- Protect young plants of vegetable from low temperature by cold barrier or covering by crop residues. Remove the stock sprout, suckers and water sprout from budded/grafted vegetable plants.
- In case of cold conditions, there may be infestation of yellow vein mosaic in okra. Farmers are advised to go for spraying of systemic fungicides.
- On the occurrence of yellowish brown spot in tomato, spray mancozeb 2.5-3g/litres of water.
- Carry out weeding and hoeing operation in cauliflower and cabbage.
- Monitoring is advised for infestation of fruit borers in brinjal, tomato, chilli. If infestation occurs, installation of pheromone traps @ 3-4 traps per acre is advised.

Boro Paddy:

- Continue seedbed preparation with assured irrigation.
- Remove the dew deposited in the morning hours on seedlings
- If the seedbed becomes yellow, apply urea at the rate of 283 gm urea per decimal.
- Apply 400 gm gypsum per decimal if the seedlings are still not recovered after application of urea.
- Also spread ash over the seedbed for better germination.
- Cover the entire nursery bed in the day time with polythene sheets and remove in the evening to avoid the effect of cool temperatures on germination and growth of nursery. Irrigate the nursery with water in night time and remove water in early morning to speed up nursery growth in cold weather conditions. Keep 2-3 cm water level on seed bed.

Potato

- Apply light irrigation as there is no chance of rainfall during next five days. In potato field, three irrigations are recommended. First at 25 days, second at 60 days and third at 80 days after planting of the tubers.
- Farmers are advised to do intercultural operations for conserving the moisture and removing weeds.

- Smoking around the field is the preventive measures against the attack of disease pathogens.
- Monitor the incidences of late blight disease periodically as there is chance of the disease due to likely incidence of light to moderate fog over the district during late night till morning. If noticed, prophylactic spraying of Krilaksil or Ridomil MZ chemical @ 1.5 g / liter water is recommended.
- Those who have already planted the crop should adopt mulching by using water hyacinth, straw etc. to enhance the tuber quality and yield.
- One weeding followed by one earthing up in potato crop is advocated during this time. Earthing up is to be done if the crop has attained stolon formation stage (25 days after planting and attained a height of 15-22 cm. Do proper earthing up with friable soil. Apply light irrigation 2-3 days before the earthing up operation.
- Due to favourable weather conditions attack of red ant and cut worm may be observed in the potato field. Farmers are advised to apply Phorate 10% granules @ 2kg/bigha or Malathion 5% dust @ 5kg/bigha in the soil at the time of earthing up.

Groundnut

- Apply irrigation.
- Present weather conditions are favourable for leaf minor and thrips incidence in early sown groundnut. For control of leaf minor to spray chloripyriophos 2.5 ml/l or quinalphos 2 ml/l of water sowing.
- Present weather conditions are favourable for leaf minor, spodoptera, sucking pest and tikka leaf spot in groundnut. To control leaf minor and spodoptera, spray Chloripyriophos @ 2.5 ml (or) Quinalphos @ 2 ml or Thiodicarb 1 g per litre of water; for sucking pest, spray Monochrotophos @1.6 ml (or) Imidacloprid @ 0.3 ml (or) Dimethoate @ 2 ml per litre of water and for tikka leaf spot, spray Mancozeb @ 400 g + Carbendazim @ 200 g (or) Hexaconazole @ 400 g per acre.

Horticultural crops

- Protect young plants of horticulture crops from low temperature.
- It is advised to cover the small horticulture plants with grass to avoid cold paralysis.
- Apply light and frequent irrigation /sprinkler irrigation in the evening to protect the crops from frost / cold injury. To protect young fruit plants from chilly winds, cover young fruit plants with straw/polythene sheets/ gunny bags.
- Young banana plants of 3-4 months age are prone to attack of pseudostem weevil; spray Chlorpyriphos 2 ml/litres of water.

Livestock

- Possibility of fall in night temperature, keep the animal under sheds and clean the surroundings to control fly and mosquito in cattle shade. Provide the cattle /animals 50 grams iodized salt 15 and 50 to 100 grams mineral mixture daily along with animal feed/fodder, green fodder to keep them healthy.
- Due to fall in night temperature and cloudy weather keep the animals under shed. Provide 50 g iodized salt and 50 to 100 g mineral mixture daily with animal feed/fodder to keep them healthy.
- Vaccinate and de-worm farm animals at regular intervals in winter season.

- Farmers are advised to give protein enriched diets to the animals. Avoid feeding of paddy straw to prevent liver fluke infection in dairy animals.

Poultry

- Suggested to go for routine vaccination for poultry against the dreaded diseases /virus Vaccination (RDF1) of the one week old chicks against Raniket disease, darkplague and against Gamboro disease in two weeks old chicks may be carried out after consultation with local veterinarian.
- Farmers are advised to protect the poultry from cold injury by keeping the coop clean and dry and use dry paddy straw as litter material and cover the sides of the coop with thick cloths during night.
- Provide artificial brooding to chicks to maintain adequate temperature.
- Arrange light from Bulb 1-2 hours after evening and not to cover the cage by polythene. It favours more production of eggs and reduce the chance of incidences of diseases.
- It is advised to align the long axis of poultry shed in east-west direction. This will prevent the direct sunshine over the birds.

Fishery

Protect the fish population against various bacterial diseases prevalent in winter season; apply Potash @ 4-5 mg/litre of water or Sukrena WS @ 1 litre per bigha of water.

During winter months, fish are under stress and may show symptoms like erratic swimming 11 behaviour, not eating, gasping at the surface and others including mortalities. If such symptoms are observed, immediately stop feeding, liming and manuring. Consult an expert for remedial measures.

Keep pisciculture farm ponds clean. During winter, reduce the amount of food for fishes and provide feed between 2-3PM