





Agromet Advisory Bulletin for Bandarban District

		
		
<p>Agro-Meteorological Information Systems Development Project Component-C of BWCSR Department of Agricultural Extension</p>		
Date: 19th January 2020 Bulletin No. 112	Agromet Advisory Bulletin for Bandarban District (19th January to 23rd January 2020)	

Weather Conditions for last four days (15th January to 18th January 2020)

Weather Parameters	15.01.20	16.01.20	17.01.20	18.01.20	Range
Rainfall (mm)	0.0	0.0	0.0	0.0	0.0-0.0 (0.0)
Maximum Temperature (° C)	27.0	28.6	29.8	29.3	27.0-29.8
Minimum Temperature (° C)	14.2	15.3	15.3	15.0	14.2-15.3
Relative Humidity (%)	46.0-91.0	49.0-90.0	44.0-90.0	41.0-91.0	41-91
Wind Speed (km/h)	3.7	5.6	3.7	3.7	3.7-5.55
Cloud Amount (Okta)	0	0	0	0	0-0
Wind Direction	North/North-Westerly	North/North-Westerly	North/North-Westerly	North/North-Westerly	North/North-Westerly

Weather forecast as per Bangladesh Meteorological Department for the next 5 days (19th January to 23rd January 2020)

Weather Parameters	Range
Rainfall (mm)	0.0-0.0 (0.0)
Maximum Temperature (° C)	25.6-27.7
Minimum Temperature (° C)	13.2-14.6
Relative Humidity (%)	38.0-77.0
Wind Speed (Km/h)	2.3-3.5
Cloud Amount (Okta)	Partly Cloudy Sky
Wind Direction	North/North-Westerly

Agromet Advisories

Salient Advisories

- As per the Bangladesh Meteorological Department (BMD), during next 24 hours weather may remain mainly dry with temporary partly cloudy sky elsewhere over the country. Light to moderate fog may occur at places over the district. Temperature: Night temperature may fall by (1-2)°C and day temperature may fall slightly over the district. As per the outlook issued by BMD for next 72 hrs, night temperature may fall further over the district. As per the quantitative medium range weather forecast, dry condition is likely over the district.

Vegetables

- As dry conditions prevailed during last four days and also dry condition is likely during next five days, apply irrigation in the vegetable field.
- In perennial vegetables, apply organic mulches after earthing up and weeding to conserve residual soil moisture as well as to maintain the soil temperature
- On the occurrence of yellowish brown spot in tomato, spray mancozeb 2.5-3g/litres of water Carry out weeding and hoeing operation in cauliflower and cabbage
- Monitoring is advised for infestation of fruit borers in brinjal, tomato, chilli. If infestation occurs, installation of pheromone traps @ 3-4 traps per acre is advised.
- Weather is congenial for sucking pests in vegetables; spray recommended pesticides.

Boro Paddy:

- Continue seedbed preparation with assured irrigation. Simultaneously start preparation of main field for transplanting of paddy.
- Remove the dew deposited in the morning hours on seedlings
- If the seedbed becomes yellow, apply urea at the rate of 283 gm urea per decimal.
- Apply 400 gm gypsum per decimal if the seedlings are still not recovered after application of urea.
- Also spread ash over the seedbed for better germination.
- Cover the entire nursery bed in the day time with polythene sheets and remove in the evening to avoid the effect of cool temperatures on germination and growth of nursery. Irrigate the nursery with water in night time and remove water in early morning to speed up nursery growth in cold weather conditions. Keep 2-3 cm water level on seed bed.
- The main field should be prepared with 3-4 times ploughing followed by laddering and Levelling should be done properly to retain water uniformity.

Potato

- As dry conditions prevailed during last four days and also dry condition is likely during next five days, apply second irrigation at 60 days and third at 80 days after planting of the tubers.
- Smoking around the field is the preventive measures against the attack of disease pathogens.
- Monitor the incidences of late blight disease periodically as there is chance of the disease due to likely incidence of light to moderate fog over the district during late night till morning. If noticed, prophylactic spraying of Krilaksil or Ridomil MZ chemical @ 1.5 g / liter water is recommended.

- Those who have already planted the crop should adopt mulching by using water hyacinth, straw etc. to enhance the tuber quality and yield.
- One weeding followed by one earthing up in potato crop is advocated during this time. Earthing up is to be done if the crop has attained stolon formation stage (25 days after planting and attained a height of 15-22 cm. Do proper earthing up with friable soil. Apply light irrigation 2-3 days before the earthing up operation.
- Due to favourable weather conditions attack of red ant and cut worm may be observed in the potato field. Farmers are advised to apply Phorate 10% granules @ 2kg/bigha or Malathion 5% dust @ 5kg/bigha in the soil at the time of earthing up.

Groundnut

- As dry conditions prevailed during last four days and also dry condition is likely during next five days, apply light irrigation.
- Present weather conditions are favourable for leaf minor and thrips incidence in early sown groundnut. For control of leaf minor to spray chloripyriophos 2.5 ml/l or quinalphos 2 ml/l of water sowing.
- Present weather conditions are favourable for leaf minor, spodoptera, sucking pest and tikka leaf spot in groundnut. To control leaf minor and spodoptera, spray Chloripyriophos @ 2.5 ml (or) Quinalphos @ 2 ml or Thiodicarb 1 g per litre of water; for sucking pest, spray Monochrotophos @1.6 ml (or) Imidacloprid @ 0.3 ml (or) Dimethoate @ 2 ml per litre of water and for tikka leaf spot, spray Mancozeb @ 400 g + Carbendazim @ 200 g (or) Hexaconazole @ 400 g per acre.
- There is a chance of infestation of collar rot disease in early sown rabi groundnut crop. Spray of Thiophanatemethyl 1.5 g/liter water is advised.

Horticultural crops

- Protect young plants of horticulture crops from low temperature.
- It is advised to cover the small horticulture plants with grass to avoid cold paralysis.
- Apply light and frequent irrigation /sprinkler irrigation in the evening to protect the crops from frost / cold injury. To protect young fruit plants from chilly winds, cover young fruit plants with straw/polythene sheets/ gunny bags.
- Young banana plants of 3-4 months age are prone to attack of pseudostem weevil; spray Chlorpyriphos 2 ml/litres of water.
- Weather is congenial for bud rot disease in coconut; spray Bordeaux mixture 1% on spindle leaves and crown of disease affected as well as neighbouring palms. ☒
- Apply irrigation to coconut plants at 15 days interval.
- Due to high relative humidity and low minimum temperature, sooty mould disease may occur in mango. Spray Phosphamidon @ 2ml/ litre + 5% maida.

Livestock

- Possibility of fall in night temperature, keep the animal under sheds and clean the surroundings to control fly and mosquito in cattle shade. Provide the cattle /animals 50 grams iodized salt 15 and 50 to 100 grams mineral mixture daily along with animal feed/fodder, green fodder to keep them healthy.

- Due to fall in night temperature and cloudy weather keep the animals under shed. Provide 50 g iodized salt and 50 to 100 g mineral mixture daily with animal feed/fodder to keep them healthy.
- Vaccinate and de-worm farm animals at regular intervals in winter season.
- Farmers are advised to give protein enriched diets to the animals. Avoid feeding of paddy straw to prevent liver fluke infection in dairy animals.

Poultry

- Suggested to go for routine vaccination for poultry against the dreaded diseases /virus Vaccination (RDF1) of the one week old chicks against Raniket disease, darkplague and against Gamboro disease in two weeks old chicks may be carried out after consultation with local veterinarian.
- Farmers are advised to protect the poultry from cold injury by keeping the coop clean and dry and use dry paddy straw as litter material and cover the sides of the coop with thick cloths during night.
- Provide artificial brooding to chicks to maintain adequate temperature.
- Arrange light from Bulb 1-2 hours after evening and not to cover the cage by polythene. It favours more production of eggs and reduce the chance of incidences of diseases.
- It is advised to align the long axis of poultry shed in east-west direction. This will prevent the direct sunshine over the birds.

Fishery

Protect the fish population against various bacterial diseases prevalent in winter season; apply Potash @ 4-5 mg/litre of water or Sukrena WS @ 1 litre per bigha of water.

During winter months, fish are under stress and may show symptoms like erratic swimming 11 behaviour, not eating, gasping at the surface and others including mortalities. If such symptoms are observed, immediately stop feeding, liming and manuring. Consult an expert for remedial measures.

Keep pisciculture farm ponds clean. During winter, reduce the amount of food for fishes and provide feed between 2-3PM.

It is advised to maintain good amount of water in pond to save fishes from low temperature.