





Agromet Advisory Bulletin for Bandarban District

		
		
<p>Agro-Meteorological Information Systems Development Project Component-C of BWCSR Department of Agricultural Extension</p>		
Date: 12th February 2020 Bulletin No. 119	Agromet Advisory Bulletin for Bandarban District (12th February to 16th February 2020)	

Weather Conditions for last four days (08th February to 11th February 2020)

Weather Parameters	08.02.20	09.02.20	10.02.20	11.02.20	Range
Rainfall (mm)	0.0	0.0	0.0	0.0	0.0-0.0 (0.0)
Maximum Temperature (° C)	27.6	26.7	26.7	26.8	26.7-27.6
Minimum Temperature (° C)	15.5	15.8	15.5	14.0	14.0-15.8
Relative Humidity (%)	26.0-67.0	44.0-85.0	28.0-83.0	33.0-70.0	26-85
Wind Speed (km/h)	13.0	9.2	11.1	13.0	9.25-12.95
Cloud Amount (Okta)	5	4	0	0	0-5
Wind Direction	North/North-Westerly	North/North-Westerly	North/North-Westerly	North/North-Westerly	North/North-Westerly

Weather forecast as per Bangladesh Meteorological Department for the next 5 days (12th February to 16th February 2020)

Weather Parameters	Range
Rainfall (mm)	0.0-0.0 (0.0)
Maximum Temperature (° C)	25.6-27.7
Minimum Temperature (° C)	11.0-13.0
Relative Humidity (%)	39.0-82.0
Wind Speed (Km/h)	2.6-3.6
Cloud Amount (Okta)	Partly Cloudy Sky
Wind Direction	North/North-Westerly

Agromet Advisories

Salient Weather Conditions

As per the weather forecast received from the Bangladesh Meteorological Department (BMD) during next 24 hours, weather may remain dry with temporary partly cloudy sky over the district. Light fog may occur at places over the river basins of the district during early morning. Night temperature may fall slightly & day temperature may remain nearly unchanged over the district. As per the outlook issued by BMD for next 72 hrs, temperature may rise. During last four days, dry condition prevailed over the district and as per the quantitative medium range weather forecast, dry condition is likely over the district during next five days.

Vegetables

- As dry condition prevailed during last four days & also dry condition is likely during next five days, irrigate winter vegetable crops.
- Apply requirement-based irrigation in evening hours to protect the crops from low temperature and apply recommended doses of fertilizers in existing vegetable crops and monitor for insect-pests and diseases. Go for effective weed management measures.
- Due to winter season, there is a chance of powdery mildew in vegetables. Spraying of 20 g Trichoderma per one litre of water is advised.
- Prevailing weather conditions are favorable for thrips & aphids in chilli. Spray Emamectin benzoate 5% SG 4 g/10 litre or Dimethoate 30 % EC 1.0 ml/litre for the control of thrips & aphids.
- It is advised to apply mulch and well rotten FYM in vegetable crops.
- Intercultural operation is advised in early sown onion/garlic crop. Provide light and frequent irrigation at an interval of 10-15 days as per requirement.

Boro Paddy:

- Continue seedbed preparation.
- If the seedbed becomes yellow, apply urea at the rate of 283 gm urea per decimal
- Apply 400 gm gypsum per decimal if the seedlings are still not recovered after application of urea.
- Keep 2-3 cm water level on seed bed.
- The main field should be prepared for transplanting of boro paddy with 3-4 times ploughing followed by laddering and Levelling should be done properly to retain water uniformity.
- Apply 13 kg urea (1/3 of total urea) as first basal dose and also 13 kg TSP, 20 kg MOP, 15kg gypsum and 15 kg zinc per bigha after complete preparation of field.

Seedbed to Transplanting

- Seedling of 35 to 45 days old may be transplanted.
- Complete transplanting within 10 days --Keep the field and irrigation channel weed free
- Transplanting should be done @ 2 - 3 seedlings per hill. Plant to plant distance should be 15-20 cm and 20-25 cm between the two rows.
- Complete transplanting of Boro paddy seedlings at the earliest.
- Dead hills are to be replanted within 7-10 days of transplanting of Boro paddy

- Maintain thin layer of water (1 - 2 cm) in the main field up to 15 days after transplanting

Early Vegetative or Vegetative

- As dry condition prevailed during last four days & also dry condition is likely during next five days, irrigation may be provided in the boro rice fields to maintain standing water of 3-7 cm depth.
- Keep the field and irrigation channel weed free
- Apply 13 kg urea as first top dressing after 20-25 days after transplanting.
- Apply one weeding
- Prevailing weather conditions are congenial for the incidence of stem borer in rice. If noticed, the pest may be identified and controlled by using light traps and also constant monitoring is required for its level of incidences. Also spray Carbofuran group of insecticide for its control.

Potato

- Early to medium duration variety of potato matures within 80-120 days. Farmers are advised to stop irrigation and remove the upper leaves/parts of the crop before 7 – 10 days of digging
- Early sown & where 80% plants found mature complete harvesting.
- When plant leaves became yellow harvest the crop and keep the tubers in shed at a height of 1.2 to 2 ft for hardening of tuber skin.
- Keep the irrigation channel weed free.
- If required, second weeding followed earthing may be taken up after 55-60 days. Do proper earthing up with friable soil.
- Monitor the incidences of pests (termite) & diseases (late blight, bacterial wilt, fusarium wilt, leaf roll virus) and if noticed, take appropriate preventive measure.
- Smoking around the field is the preventive measures against the attack of disease pathogens.
- As there is chance of the late blight disease due to likely incidence of light to moderate fog over the district during late night till morning. If noticed, prophylactic spraying of Krilaksil or Ridomil MZ chemical @ 1.5 g / liter water is recommended.
- Due to favourable weather conditions attack of red ant may be observed in the potato field. Farmers are advised to apply Phorate 10% granules @ 2kg/bigha or Malathion 5% dust @ 5kg/bigha in the soil at the time of earthing up.
- Present weather is congenial for Katui pest infestation. For pest control apply Chlorpyrifos group pesticide.
- Cold and cloudy weather favours the infestation of aphids. Spray Malathion group pesticide.

Groundnut

- As dry condition prevailed during last four days & also dry condition is likely during next five days, apply light irrigation.
- Monitor the incidences of pests (hairy caterpillar, jassid, thrips, leaf miner, spodoptera & termite) & diseases (leaf spot/tikka disease, leaf rust, foot rot/stem rot, collar rot, bud necrosis) and if noticed, take appropriate preventive measure.
- Present weather conditions are favourable for leaf miner and thrips incidence in early sown groundnut. For control of leaf minor to spray chloripyriophos 2.5 ml/l or quinalphos 2 ml/l of water sowing and

- Present weather conditions are favourable for leaf minor, spodoptera, jassid and tikka leaf spot in groundnut. To control leaf minor and spodoptera, spray Chloripyriophos @ 2.5 ml (or) Quinalphos @ 2 ml or Thiodicarb 1 g per litre of water; for sucking pest, spray Monochrotophos @1.6 ml (or) Imidacloprid @ 0.3 ml (or) Dimethoate @ 2 ml per litre of water and for tikka leaf spot, spray Mancozeb @ 400 g + Carbendazim @ 200 g (or) Hexaconazole @ 400 g per acre.
- There is a chance of infestation of collar rot disease in early sown rabi groundnut crop. Spray of Thiophanatemethyl 1.5 g/liter water is advised.

Horticultural crops

- Protect young plants of horticulture crops from low temperature.
- It is advised to cover the small horticulture plants with grass to avoid cold paralysis.
- Apply light and frequent irrigation /sprinkler irrigation in the evening to protect the crops from frost / cold injury. To protect young fruit plants from chilly winds, cover young fruit plants with straw/polythene sheets/ gunny bags.
- Young banana plants of 3-4 months age are prone to attack of pseudostem weevil; spray Chlorpyriphos 2 ml/litres of water.
- Weather is congenial for bud rot disease in coconut; spray Bordeaux mixture 1% on spindle leaves and crown of disease affected as well as neighbouring palms.
- Due to high relative humidity and low minimum temperature, sooty mould disease may occur in mango. Spray Phosphamidon @ 2ml/ litre + 5% maida.
- Due to dry weather, there is a chance of Boron deficiency in banana. It is advised to spray one gram Borax per one litre of water.
- There is a chance of leaf hopper and powdery mildew disease incidence before flowering and after fruit formation in mango. To control, spraying of Carbaryl, 50WP @4g/litre of water or Imidachlorprid @ 0.3ml/ litre of water is advised.
- To protect mango plants from mealy bug, spray Imidacloprid 17.8 SL @ 1 ml /3 litres of water.

Livestock

- Possibility of fall in night temperature, keep the animal under sheds and clean the surroundings to control fly and mosquito in cattle shade. Provide the cattle /animals 50 grams iodized salt 15 and 50 to 100 grams mineral mixture daily along with animal feed/fodder, green fodder to keep them healthy.
- Due to fall in night temperature and cloudy weather keep the animals under shed. Provide 50 g iodized salt and 50 to 100 g mineral mixture daily with animal feed/fodder to keep them healthy.
- Vaccinate and de-worm farm animals at regular intervals in winter season.
- Farmers are advised to give protein enriched diets to the animals. Avoid feeding of paddy straw to prevent liver fluke infection in dairy animals.

Poultry

- Suggested to go for routine vaccination for poultry against the dreaded diseases /virus Vaccination (RDF1) of the one week old chicks against Raniket disease, darkplague and against Gamboro disease in two weeks old chicks may be carried out after consultation with local veterinarian.

- Farmers are advised to protect the poultry from cold injury by keeping the coop clean and dry and use dry paddy straw as litter material and cover the sides of the coop with thick cloths during night.
- Provide artificial brooding to chicks to maintain adequate temperature.
- Arrange light from Bulb 1-2 hours after evening and not to cover the cage by polythene. It favours more production of eggs and reduce the chance of incidences of diseases.
- It is advised to align the long axis of poultry shed in east-west direction. This will prevent the direct sunshine over the birds.

Fishery

Protect the fish population against various bacterial diseases prevalent in winter season; apply Potash @ 4-5 mg/litre of water or Sukrena WS @ 1 litre per bigha of water.

During winter months, fish are under stress and may show symptoms like erratic swimming 11 behaviour, not eating, gasping at the surface and others including mortalities. If such symptoms are observed, immediately stop feeding, liming and manuring. Consult an expert for remedial measures.

Keep pisciculture farm ponds clean. During winter, reduce the amount of food for fishes and provide feed between 2-3PM.

It is advised to maintain good amount of water in pond to save fishes from low temperature.