





## Agromet Advisory Bulletin for Bandarban District

		
		
<p><b>Agro-Meteorological Information Systems Development Project</b>  <b>Component-C of BWCSR</b>  <b>Department of Agricultural Extension</b></p>		
<b>Date: 1st March 2020</b> <b>Bulletin No. 124</b>	<b>Agromet Advisory Bulletin for Bandarban District (01st March to 05th March 2020)</b>	

### Weather Conditions for last four days (26th February to 29th February 2020)

Weather Parameters	26.02.20	27.02.20	28.02.20	29.02.20	Range
<b>Rainfall (mm)</b>	5.0	0.0	0.0	0.0	0.0-5.0 (5.0)
<b>Maximum Temperature (° C)</b>	23.6	26.8	30.0	30.0	23.6-30.0
<b>Minimum Temperature (° C)</b>	20.3	15.3	18.0	17.2	15.3-20.3
<b>Relative Humidity (%)</b>	75.0-93.0	50.0-77.0	41.0-86.0	36.0-90.0	36-93
<b>Wind Speed (km/h)</b>	7.4	11.1	5.6	1.9	1.85-11.1
<b>Cloud Amount (Okta)</b>	7	0	0	0	0-7
<b>Wind Direction</b>	North/North-Westerly	North/North-Westerly	North/North-Westerly	North/North-Westerly	North/North-Westerly

### Weather forecast as per Bangladesh Meteorological Department for the next 5 days (01st March to 05th March 2020)

Weather Parameters	Range
<b>Rainfall (mm)</b>	0.0-0.0 (0.0)
<b>Maximum Temperature (° C)</b>	29.9-31.3
<b>Minimum Temperature (° C)</b>	13.5-15.3
<b>Relative Humidity (%)</b>	40.0-77.0
<b>Wind Speed (Km/h)</b>	2.4-2.9
<b>Cloud Amount (Okta)</b>	Partly Cloudy Sky
<b>Wind Direction</b>	North/North-Westerly

## **Agromet Advisories**

### **Salient Weather Conditions & Agromet Advisories.**

As per the weather forecast received from the Bangladesh Meteorological Department (BMD) during next 24 hours, weather may remain dry with temporary partly cloudy sky over the district. Day and Night temperature may rise slightly over the district. As per the outlook issued by BMD for next 72 hrs, rain/ thunder showers is likely. During last four days, light rainfall ( 5.0 mm) occurred over the district and as per the quantitative medium range weather forecast, dry condition is likely over the district during next five days.

Thus, under the prevailing weather condition and expected dry condition during next five days, moisture stress may occur in isolated places. Though crops in many fields are in harvesting stage. But sowing of new crops or transplanting of paddy may be affected due to moisture stress. Irrigation may be arranged and mulching may be provided in vegetable field to retain the moisture. Due to possibility dry weather in next four days farmers are advised to keep in notice the sucking pest and take appropriate measures. Apply needful irrigation, chemical and fertilizer in rabi crops during the period. Detail Agromet advisories are given below

### **Vegetables**

- As some amount of soil moisture be there due to rainfall during last four days, advise for need based irrigation.
- Prevailing weather conditions are favorable for thrips & aphids in chilli. Spray Emamectin benzoate 5% SG 4 g/10 litre or Dimethoate 30 % EC 1.0 ml/litre for the control of thrips & aphids.
- It is advised to apply mulch and well rotten FYM in vegetable crops.
- Intercultural operation is advised in early sown onion/garlic crop. Provide light and frequent irrigation at an interval of 10-15 days as per requirement.
- In view of dry weather, regular monitoring is advised for thrips infestation in onion.

### **Boro Paddy**

#### **Recovery to Tillering stages**

- Weeding should be done before application of fertilizer and mixed the same with soil. Hand weeding or weedicides may be used for weeding.
- Alternate wetting and drying maintain water level 5-7 cm upto the appearance of panicle.
- Apply one weeding. Complete one hand weeding before top dressing. Weeding may be done at 20 and 40 days after transplanting of seedling in the field.
- Since there is no possibility of getting rainfall in the coming 5 days & increased temperature may favour the egg laying of stem borer in rice in the main field. If noticed, the pest may be identified and controlled by using light traps and also constant monitoring is required for its level of incidences. To attract the butterflies, place 5 Pheromone Traps/acre, collect the adults and destroy them by burying under soil or by burning. Also spray Carbofuran @10kg per ha. for its control.
- Before spray the insecticide, drain out the irrigated water from the plots.

- Increased difference between daily maximum and minimum temperature ( diurnal temperature) may favour the infestation of blast in main field as well as in the nursery. Spray Nativo 75wg/ Trooper@ 0.6g/litre of water . or Amister top 325 sp@ 1ml/litre of water.
- For brown spot attack spray apply fertilizer management and spray Thiovit+Potash.
- Spraying should be done during afternoon hours or at morning hours from 10:00 a.m. to 11:00a.m

### **Potato**

- Early to medium duration variety of potato matures within 80-120 days. Farmers are advised to stop irrigation and remove the upper leaves/parts of the crop before 7 – 10 days of digging
- Early sown & where 80% plants found mature complete harvesting the matured potato tubers and transfer it to a safer location as early as possible.
- When plant leaves became yellow harvest the crop and keep the tubers in shed at a height of 1.2 to 2 ft for hardening of tuber skin.
- Dig the potato carefully to avoid damage of crop. Hip the potato in the field for hardening. For better marketing grade the potato in three sizes. Store the smallest size for seed purpose for next season.
- Keep the irrigation channel weed free.
- If required, second weeding followed earthing may be taken up after 55-60 days. Do proper earthing up with friable soil.
- Monitor the incidences of pests (termite) & diseases (late blight, bacterial wilt, fusarium wilt, leaf roll virus) and if noticed, take appropriate preventive measure.
- Smoking around the field is the preventive measures against the attack of disease pathogens.
- As there is chance of the late blight disease due to likely incidence of light to moderate fog over the district during late night till morning. If noticed, prophylactic spray of Mancozeb @2gm/L water.
- Due to favourable weather conditions attack of red ant may be observed in the potato field. Farmers are advised to apply Phorate 10% granules @ 2kg/bigha or Malathion 5% dust @ 5kg/bigha in the soil at the time of earthing up.
- Present weather is congenial for Katui pest infestation. For pest control use of pheromone trap. Also spray Carbofuran @ 20 kg/ha/ Chlorpyrifos @ 5ml/L water at 15 days interval.
- Cold and cloudy weather favours the infestation of aphids. Spray Malathion group pesticide.

### **Groundnut**

- As some amount of soil moisture be there due to rainfall during last four days, advise for need based irrigation.
- Monitor the incidences of pests (hairy caterpillar, jassid, thrips, leaf miner, spodoptera & termite) & diseases (leaf spot/tikka disease, leaf rust, foot rot/stem rot, collar rot, bud necrosis) and if noticed, take appropriate preventive measure.
- Current moderate temperature favours thrips infestation. Spray 400 ml Dimethoate or 50 ml Imidachloprid in 200 litre water per acre.
- Present weather conditions are favourable for leaf miner incidence in early sown groundnut. For control of leaf miner to spray Chloripyriophos 2.5 ml/l or quinalphos 2 ml/l of water sowing and
- Present weather conditions are favourable for spodoptera,jassid in groundnut. To control leaf minor and spodoptera, spray Chloripyriophos @ 2.5 ml (or) Quinalphos @ 2 ml or Thiodicarb 1 g

per litre of water; for sucking pest, spray Monochrotophos @1.6 ml (or) Imidacloprid @ 0.3 ml (or) Dimethoate @ 2 ml per litre of water and for tikka leaf spot, spray Mancozeb @ 400 g + Carbendazim @ 200 g (or) Hexaconazole @ 400 g per acre.

- There is a chance of infestation of collar rot disease in early sown rabi groundnut crop. Spray of Thiophanatemethyl 1.5 g/liter water is advised.

### **Horticultural crops**

- Young banana plants of 3-4 months age are prone to attack of pseudostem weevil; spray Chlorpyrifos 2 ml/litres of water.
- Due to dry weather, there is a chance of Boron deficiency in banana. It is advised to spray one gram Borax per one litre of water.
- Weather is congenial for bud rot disease in coconut; spray Bordeaux mixture 1% on spindle leaves and crown of disease affected as well as neighbouring palms.
- There is a chance of leaf hopper and powdery mildew disease incidence before flowering and after fruit formation in mango. To control, spraying of Carbaryl, 50WP @4g/litre of water or Imidachlorprid @ 0.3ml/ litre of water is advised.
- To protect mango plants from mealy bug, spray Imidacloprid 17.8 SL @ 1 ml /3 litres of water.
- At flowering stage there may be attack of hopper in mango plant. These hoppers suck the juice of the plant particularly from the soft stem and flower and make the plant weak. Malathion @ 2ml per liter of water may be sprayed to manage the attack.
- Flowering in mango crop has started. Therefore at 50% flowering, irrigation should be given strictly at an interval of 15 days. More frequent irrigation leads to conversion of flower to vegetative phase.
- There is chance of chance of blackening of tender fruit due to fungal attack in jackfruit. Pluck and destroy the affected fruit.-For preventing the attack spray Carbendazin@2g/liter of water

### **Livestock**

- Provide sufficient clean drinking water to animals. Contact departmental personnel for vaccination.
- Keep the animal shed clean and dry.
- Green fodder mixed with dry straw should be provided for feed.
- In case of skin disease, dairy farmers are advised to mix zinc oxide and vaseline in equal proportion and apply on affected parts.
- Keep away mosquitos from animal shed by suitable technique.
- At this time goat may be attack by Blister disease which is generally a viral disease that affect any age group of goat. The disease may be seen particularly in the facial/ nasal area. To protect from the disease wash with Potassium per manganate (PP) and consult nearby Veterinary Dispensary for anti biotic cream and further treatment.
- Feed mineral especially calcium and vitamin supplement to the dairy cattle to have good productive and reproductive performance

### **Poultry**

- Suggested to go for routine vaccination for poultry against the dreaded diseases /virus Vaccination (RDF1) of the one week old chicks against Raniket disease, darkplague and against Gamboro disease in two weeks old chicks may be carried out after consultation with local veterinarian.
- It is advised to align the long axis of poultry shed in east-west direction. This will prevent the direct sunshine over the birds.
- Regularly inspect the droppings of the poultry bird for any disease symptoms and immediately separate/remove the diseased and dead birds from the healthy ones.

### **Fishery**

- Maintain 1 to 1.5mt average depth of water in the pond.
- As the temperature is rising, farmers can start feeding their fishes with available fish feed or they can feed their fishes with a mixture Rice bran and MOC in 1:1 ratio @3% of body weight of the total biomass in their ponds.
- To avoid bacterial disease liming should be done at appropriate dose.