




Agromet Advisory Bulletin for Bandarban District

		
		
<p>Agro-Meteorological Information Systems Development Project Component-C of BWCSR Department of Agricultural Extension</p>		
Date: 6th September 2020 Bulletin No. 178	Agromet Advisory Bulletin for Bandarban District (06th September to 10th September 2020)	

Weather Conditions for last four days (02nd September to 05th September 2020)

Weather Parameters	02.09.20	03.09.20	04.09.20	05.09.20	Range
Rainfall (mm)	0.0	0.0	0.0	3.0	0.0-3.0 (3.0)
Maximum Temperature (° C)	32.3	33.5	33.6	33.4	32.3-33.6
Minimum Temperature (° C)	25.7	25.7	25.7	28.2	25.7-28.2
Relative Humidity (%)	66.0-91.0	53.0-92.0	67.0-90.0	62.0-90.0	53-92
Wind Speed (km/h)	7.4	7.4	9.2	9.2	7.4-9.25
Cloud Amount (Okta)	5	4	6	7	4-7
Wind Direction	South/South-westerly	South/South-westerly	South/South-westerly	South/South-westerly	South/South-westerly

Weather forecast as per Bangladesh Meteorological Department for the next 5 days (06th September to 10th September 2020)

Weather Parameters	Range
Rainfall (mm)	0.0-7.8 (11.0)
Maximum Temperature (° C)	30.0-30.7
Minimum Temperature (° C)	22.6-23.6
Relative Humidity (%)	84.0-95.0
Wind Speed (Km/h)	1.9-3.5
Cloud status	Partly Cloudy Sky
Wind Direction	South/South-westerly

Agromet Advisories

Special Agromet Advisories for CORONA virus (COVID-19) transmission in Bangladesh

Farmers and all other farm managements are advised to follow the guidelines of Government of Bangladesh to avoid infection and social transmission of CORONA virus (COVID-19). Precautions and safety measures should be taken up to prevent the Carona virus spread. Simple measures include social distancing, maintaining personal hygiene by washing hands with soap, wearing of face mask, drink hot water, stay at home and cleaning of implements and machinery. Farmers should not work in a group; consult with a doctor in case of any symptom. Please stay at home does not visit the field until it is very necessary.

Salient Weather Conditions & Forecast

The axis of monsoon trough runs through Rajasthan, Uttar Pradesh, Bihar, West Bengal to Assam across norther part of Bangladesh. One of its associated troughs extends up to North Bay. Monsoon is less active over this district Day temperature may fall slightly over the district. Monsoon is weak over North Bay. As per the weather forecast received from the Bangladesh Meteorological Department (BMD) during next 24 hours, light rain/thunder showers accompanied by temporary gusty wind is likely to occur at one or two places over the district. Night temperature may fall slightly over the district. As per the outlook issued by BMD for next 72 hours, rainfall activity may increase. During last four days, no rainfall occurred and as per the quantitative medium range weather forecast, trace to light rainfall is likely during next five days. Detail Agromet advisories are given below.

Aus Paddy

Flowering to Harvesting stages

- Maintain 5-7 cm water level. Maintain 2-3 cm water level at grain hardening stage.
- To control infestation of leaf blast & leaf spot in Aus rice, spray Carbendazim @2g/litre of water.
- To control of insects like steam borer gall midge and white & brown hopper apply Corbofuron 3 G@33 kg or phorat 10G @ 10 kg per /hectare and for cut worm Clorpyrifos or Daiclorovash.
- Since cloudy weather is prevailed, there is a chance of leaf folder attack in Paddy. It can be controlled by using Trichogramma cards.
- To save the rice crop from sheath blight, keep the bunds of the field clean by removing grasses.
- There is chance of Gandhi bug and Brown plant hopper attack. For Gandhi bug spray Carbaryl 50 WP@2g/liter of water. Avoid excess irrigation in the field otherwise base will be rotten. Where early transplanted paddy found 80% maturity, harvest and transfer it to safe place immediately. Spray Buprofezin 25% SC@106ml/bigha for BPH attack. Maintain proper distance within the farmers during spraying.
- Drain out water from crop field 15 days before harvesting.
- Harvest the matured crop in sunny weather while 80% rice ripen.
- Harvest and dry well the grains in sunny weather (12% moisture contain e.g teeth testing) and keep it shady condition for cooling and finally store it air tight container

Aman Paddy

- Maintain 5-7 cm standing water up to maximum tillering stage. Keep the bund and field weed free either by hand weeding or by application of herbicide. Apply recommended herbicide as per recommendation within 1-3 days of transplanting.
- Taking the advantage of the presence of sufficient amount of soil moisture, apply 1/3rd nitrogen as top dressing 15-20 days after transplanting and on non-rainy day.
- Due to substantial decrease in sunshine hours with occasional rain there is chance of attack of Yellow stem borer in Aman rice; to manage the attack, spray Carbofuran @10kg per ha.
- Where luxurious growth of plants, at tillering stage, is found, there is chance of sheath blight attack may take place due humid weather and water stagnation. Spray Hexaconazol @ 1ml//litre water, or Tebuconazol @ 1ml/litre water
- For control of ;wilting, after drain out of water spray Streptocyclene and additional potassic fertilizer to the plants
- Where tillers were affected due to water stagnation, apply urea and potash fertilizer through puddling with the remaining plants for removing the gas inside the soil otherwise plants will turn reddish
- Where Tillering is complete and panicle has started, apply one hand weeding inside the field and also in the bund area, to make ensure proper solarisation inside the row
- Where Tillering is complete and panicle has started there is chance of attack of leaf roller
- Spray Malathion @ 2ml. per litre water or Chlorpyriphos@2ml/liter of water or Endosulfun@1.5ml/liter of water

Vegetables

- Transplant early winter vegetables in the main field.
- Saplings of early winter vegetables should be planted on the ridge. -Before planting the roots should be dipped into fungicide solution.
- Before transplanting of early winter vegetables soil of main field should be sterilized with Di-ethane M-45 for preventing wilting due to splash of rain.
- In case of Cucurbitaceous crop, trailing the plant on ladder like bamboo structure may be arranged. Maintain proper drainage, Weeding and earthing up in the vegetable crop field to avoid water stagnation and to support crop stand
- If the attack of fruit fly, red pumpkin beetle and epilechna beetle in summer gourds may observed, spray malathion 50 EC@ 1ml per litre of in the field to control these insects when the weather is sunny.

Horticultural crops

- Farmers are advised to go for inter cultural operations in mango orchard.
- The farmers are advised to take up plant protection measures carefully in horticultural crops like, pomegranate for bacterial blight and lime for leaf minor.
- Plantation of banana crop should be done.
- Intercultural operation should be done in banana orchard.
- Ensure to harvest the mature banana at proper stage.
- Due to monsoon showers, there is a chance of Sigatoka disease in banana. As a precaution, spray Pseudomonas 20g/litre. In case of severe attack, spray 2 ml hexaconazole or 1 ml

propiconazole per one litre of water by mixing it with a sticker and spray on both the surface of the leaf.

- Besides, control Banana beetle, Panama and other diseases-pests including continue intercultural operations and also inspect the field regularly
- Besides, to control Banana beetle, Panama and other diseases-pests including continue intercultural operations it is advised to inspect the field regularly.
- Attack of Papaya mealy bug on papaya fruit can be controlled by dusting of Chlorpyrifos 1.5% dust or Malathion 5% dust around the healthy plants; also destruct ant colonies with drenching of Chlorpyrifos 20 EC @ 2 ml/litre.

Beetle vine:

- In this time and under the prevailing weather, foot rot and stem rot diseases affected plants start to die. So, affected plants and its branches have to be deposited in a particular hole or burning and never deposit beetle vine waste in irrigated water sources like channel /pond. Otherwise, unaffected vine land will be contaminated. In this case, all vine growers collectively have to take this initiative (deposit all vine waste in a particular hole away from the vine growing area) and as a result all vine land will be in a disease free condition.

Cotton

- Complete seed sowing at tilled conditioned land considering seed rate 2 kg/33 decimal.
- Maintain row to row distance 25-35 inches and seed to seed distance 10-15 inches.
- High yielding varieties like CB-12, DM-2, Rupali and Suvro may be chosen for sowing.

Livestock

- It is very important to provide a particular amount of dewormers for both roundworm and tapeworm to any cattle, goats,
- Vaccinate the livestock for Black Quarter and foot and mouth diseases.
- Conserved feed has to be kept airtight and above the ground for avoiding fungal infestation
- Livestock may be affected by foot and mouth disease due to rainy weather. Following measures may be taken up.
- Feed them only dry food
- Keep the shed clean and dry
- If a wound is found at foot and mouth wash the wound with potassium permanganate solution.
- For control of biting fly, hang the alovera plant in the animal shed.
- If any malady symptom is shown in the animal then immediately consult with the veterinary doctor for proper treatments.
- Feed the milk bearing cow boiled broad leaf fodder for better milk production for indigenous cow for preventing worm infection.
- Always allow them to graze in dry land area.

Poultry

- Keep the chicks thin layer of litter

- Rearrange the litter with lime
- Never allow chickens or ducks to eat wet or damp feed during this rainy season. It is very important to provide a particular amount of dewormers for both roundworm and tapeworm to poultry at this time.
- Apply lime bleaching powder and copper sulphet solution spray before placing them in farm
- Follow proper vaccination at proper interval
- Apply dry food and clean tap water for drinking purpose.
- For breathing problem in hen, give multivitamin syrup @ 200 to 250 ml / 50 liters of water for 200 to 300 hens or Enflox vet BC @ 0.5 ml/lit. water for 2 to 3 days.
- There is chance of Raniket, gumbra diseases in poultry; provide antibiotic drugs through water or through feed. Protect the birds from wet weather and wet floor.
- Spray water on poultry shade during hot weather condition. Viral ganboro disease infection may be high due to high temperature and humidity. Early cautionary and vaccination are prevented measures.

Fishery

- Repair damaged dykes of fisheries ponds and takes care so that fishes do not escape. Maintain outlet pipe from the pond so that excess water pass away and the water level is maintaining.
- Remove the unwanted fishes and predator by repeated netting before leaving the new fingerling in the fish pond.
- Select healthy, diseases free breeds of fishes from authentic sources after consulting with fishery officials. Before releasing, the fingerlings should be treated with Potassium permanganate (@ 3-5%.
- To keep in touch with local fisheries office for more information.