








Crop Weather Calendar of Aman Rice: Dinajpur Region (Districts: Dinajpur, Thakurgaon and Panchaghar) Bangladesh

| Region: Dinajpur | Aman Rice | | | | | | | | | | | | | | | | Duration: 133 days | | | |
|--|---|------|---|------|--|-------|------|------|---|------|---|-------|---|------|---|------|--------------------|------|------|--|
| Months | June | | | | July | | | | August | | | | September | | | | October | | | |
| Std.Week/Normal | 23 | 24 | 25 | 26 | 27 | 28 | 29 | 30 | 31 | 32 | 33 | 34 | 35 | 36 | 37 | 38 | 39 | 40 | 41 | |
| Rainfall (mm) | 57.0 | 77.0 | 111.0 | 96.0 | 109.0 | 105.0 | 81.0 | 84.0 | 70.0 | 60.0 | 93.0 | 103.0 | 71.0 | 66.0 | 61.0 | 73.0 | 119.0 | 62.0 | 42.0 | |
| Max. Temp. (°C) | 33.3 | 33.0 | 32.3 | 32.4 | 32.0 | 32.1 | 32.1 | 32.3 | 32.9 | 32.6 | 32.4 | 32.1 | 32.4 | 32.3 | 32.4 | 32.0 | 31.9 | 32.0 | 31.6 | |
| Min. Temp. (°C) | 25.0 | 25.1 | 25.6 | 26.0 | 26.0 | 26.0 | 26.0 | 26.0 | 26.3 | 26.7 | 26.1 | 26.0 | 26.0 | 26.0 | 25.7 | 25.1 | 24.9 | 24.7 | 23.9 | |
| Mean Temp. (°C) | 29.2 | 29.1 | 29.0 | 29.2 | 29.0 | 29.1 | 29.1 | 29.2 | 29.6 | 29.7 | 29.3 | 29.1 | 29.2 | 29.2 | 29.1 | 28.6 | 28.4 | 28.4 | 27.8 | |
| RHmax (%) | 93.4 | 93.9 | 94.7 | 94.4 | 95.1 | 94.6 | 94.4 | 94.7 | 94.1 | 94.0 | 95.0 | 95.7 | 95.6 | 95.6 | 96.1 | 96.0 | 96.1 | 96.0 | 96.1 | |
| RHMin (%) | 65.4 | 67.7 | 71.4 | 71.6 | 73.3 | 72.7 | 71.9 | 71.6 | 70.1 | 70.9 | 72.6 | 73.1 | 71.6 | 72.4 | 71.3 | 71.6 | 70.9 | 68.3 | 66.3 | |
| RHmean (%) | 79.4 | 80.8 | 83.1 | 83.0 | 84.2 | 83.7 | 83.2 | 83.2 | 82.1 | 82.5 | 83.8 | 84.4 | 83.6 | 84.0 | 83.7 | 83.8 | 83.5 | 82.2 | 81.2 | |
| SShr (hrs) | 40.0 | 35.0 | 27.0 | 31.0 | 27.0 | 29.0 | 31.0 | 36.0 | 36.0 | 37.0 | 34.0 | 34.0 | 37.0 | 37.0 | 36.0 | 33.0 | 38.0 | 42.0 | 45.0 | |
| WD (deg) | 111 | 118 | 120 | 121 | 127 | 121 | 126 | 134 | 132 | 132 | 134 | 139 | 141 | 133 | 143 | 146 | 148 | 151 | 146 | |
| WS(Km/hr) | 3.7 | 3.7 | 3.7 | 3.7 | 3.7 | 3.7 | 3.7 | 3.9 | 3.7 | 3.9 | 3.7 | 3.7 | 3.7 | 3.7 | 3.7 | 3.7 | 3.9 | 3.7 | 3.7 | |
| |  | |  | |  | | | |  | |  | |  | |  | | | | | |
| | Seedbed | | Transplanting | | Tillering | | | | Heading | | Flowering | | Grain Formation | | Maturity to Harvesting | | | | | |
| Favorable Weather Conditions | | | | | | | | | | | | | | | | | | | | |
| Temperature | At least 10° C for germination | | | | | | | | | | | | 22-25° C | | | | 23-27° C | | | |
| Light Intensity | | | | | | | | | ≤200% of normal | | | | | | | | | | | |
| Relative Humidity | | | | | | | | | High | | | | | | | | | | | |
| Soil Temperature | | | | | | | | | Above 16° C | | | | | | | | | | | |
| Normal phase wise water requirement (mm) | 76 | | | | 120 | | | | 190 | | | | 145 | | | | 100 | | | |

| Congenial Weather Condition for Pests & Diseases | | | | | |
|--|---|--|--|--|--|
| Bacterial Leaf Blight | Temperature 28-30°C, Relative Humidity 80-90%, Cloudiness, Rainfall >30mm | | | | |
| Blast | Night temperature 16-20°C, for 07 hours day temperature 25-30°C, for 07 hours day night temperature >10°C, Relative Humidity >90%, Cloudy | | | | |
| Sheath rot | | | | Temperature 25-28°C, Cloudy weather, high Relative Humidity >90% | |
| Stem borer | | | Minimum Temperature > 20.3 °C, Maximum Temperature: 29.5-34.7°C, Optimum temperature: 24-29°C, Higher morning Relative Humidity > 84%, Afternoon Relative Humidity >38.7%, Dry weather | | |
| Leaf roller | | | Maximum Temperature: 32-33°C, Relative Humidity 92-95% | | |
| Brown plant hopper | | | High temperature >32°C, , high Relative Humidity:80-90%, drizzle, wet spell, rainfall less than 75 mm | | |
| Rice bug | | | | Higher maximum temperature >31.9°C, Morning Relative Humidity > 93.9%, Bright Sunshine Hours> 5.9 hrs Lower Minimum temperature less than 22.1°C, Afternoon Relative Humidity less than 66.4%, Dry, or intermittent rain Weekly total rainfall less than 40.9 mm | |

| Weather Warning | | | |
|-----------------------|-----------------------------|----------------------------|-----------------------------|
| Rain | >50 mm/day | >100 mm/day | >50 mm/day |
| Duration of wet spell | >25 mm for 3 days | >50 mm for 4 days | 20 mm for 4 days |
| Cloudy weather | | Cloudy weather | Cloudy weather |
| High wind | >50 km/hr | >40 km/hr | >30 km/hr |
| Temperature | Minimum Temperature <10 ° C | Minimum Temperature <10° C | Minimum Temperature <10 ° C |