








Crop Weather Calendar of Aus Rice: Mymensingh Region (Districts: Mymensingh, Kishoregonj, Jamalpur, Netrokona, Sherpur) Bangladesh

| Region: Mymensingh | Aman Rice | | | | | | | | | | | | | | | Duration: 133 days | | | | |
|---|---|-------|---|------|------|------|--|------|------|------|---|---|---|---|----------|--|----------|------|------|--|
| Months | July | | August | | | | September | | | | October | | | | November | | | | Dec | |
| Std.Week/Normal | 29 | 30 | 31 | 32 | 33 | 34 | 35 | 36 | 37 | 38 | 39 | 40 | 41 | 42 | 43 | 44 | 45 | 46 | 47 | |
| Rainfall (mm) | 89.0 | 100.0 | 72.0 | 74.0 | 67.0 | 81.0 | 75.0 | 63.0 | 65.0 | 79.0 | 87.0 | 71.0 | 52.0 | 45.0 | 15.0 | 7.0 | 5.0 | 5.0 | 0.0 | |
| Max. Temp. (°C) | 31.3 | 31.1 | 32.0 | 32.0 | 32.0 | 32.0 | 32.0 | 31.4 | 31.7 | 31.9 | 31.7 | 32.0 | 31.7 | 31.6 | 31.1 | 30.9 | 30.3 | 30.0 | 28.9 | |
| Min. Temp. (°C) | 26.0 | 26.0 | 26.1 | 26.3 | 26.3 | 26.0 | 26.0 | 26.0 | 26.0 | 26.0 | 25.1 | 25.0 | 24.3 | 23.4 | 21.7 | 20.9 | 19.7 | 18.3 | 17.0 | |
| Mean Temp. (°C) | 28.7 | 28.6 | 29.1 | 29.2 | 29.2 | 29.0 | 29.0 | 28.7 | 28.9 | 29.0 | 28.4 | 28.5 | 28.0 | 27.5 | 26.4 | 25.9 | 25.0 | 24.2 | 23.0 | |
| RHmax (%) | 94.6 | 94.9 | 94.7 | 93.9 | 94.0 | 94.9 | 94.7 | 94.9 | 95.3 | 95.0 | 95.4 | 95.6 | 95.3 | 95.3 | 95.4 | 95.0 | 95.0 | 94.6 | 95.0 | |
| RHMin (%) | 76.6 | 76.4 | 74.6 | 74.6 | 74.9 | 75.9 | 75.0 | 75.9 | 74.1 | 74.1 | 74.0 | 72.6 | 70.3 | 66.7 | 62.7 | 61.0 | 58.4 | 55.9 | 53.0 | |
| RHmean (%) | 85.6 | 85.7 | 84.7 | 84.3 | 84.5 | 85.4 | 84.9 | 85.4 | 84.7 | 84.6 | 84.7 | 84.1 | 82.8 | 81.0 | 79.1 | 78.0 | 76.7 | 75.3 | 74.0 | |
| SShr (hrs) | 25.0 | 30.0 | 33.0 | 31.0 | 30.0 | 26.0 | 31.0 | 28.0 | 30.0 | 31.0 | 31.0 | 40.0 | 41.0 | 47.0 | 53.0 | 51.0 | 53.0 | 52.0 | 53.0 | |
| WD (deg) | 152 | 151 | 153 | 149 | 148 | 157 | 155 | 151 | 157 | 156 | 167 | 181 | 174 | 193 | 197 | 186 | 181 | 186 | 186 | |
| WS(Km/hr) | 7.2 | 6.1 | 6.1 | 6.1 | 6.1 | 5.7 | 6.1 | 5.6 | 5.6 | 5.4 | 4.4 | 4.3 | 3.9 | 3.7 | 3.7 | 3.7 | 3.9 | 3.7 | 3.7 | |
| |  | |  | | | |  | | | |  |  |  |  | | | | | | |
| | Seedbed | | Transplanting | | | | Tillering | | | | Heading | Flowering | Grain Formation | Maturity to Harvesting | | | | | | |
| Favorable Weather Conditions | | | | | | | | | | | | | | | | | | | | |
| Temperature | At least 10° C for germination | | | | | | | | | | | | | | 22-25° C | | 23-27° C | | | |
| Light Intensity | | | | | | | ≤200% of normal | | | | | | | | | | | | | |
| Relative Humidity | | | | | | | High | | | | | | | | | | | | | |
| Soil Temperature | | | | | | | Above 16° C | | | | | | | | | | | | | |
| Normal phase wise water requirement (mm) | 76 | | 120 | | | | 190 | | | | 145 | | 100 | | | | | | | |
| Congenial Weather Condition for Pests & Diseases | | | | | | | | | | | | | | | | | | | | |
| Bacterial Leaf Blight | Temperature 28-30°C, Relative Humidity 80-90%, Cloudiness, Rainfall >30mm | | | | | | | | | | | | | | | | | | | |
| Sheath Blight | Temperature 28-32°C, high Relative Humidity, Cloudy weather | | | | | | | | | | | | | | | | | | | |
| Blast | Night temperature 16-20°C, for 07 hours day temperature 25-30°C, for 07 hours day night temperature >10°C, Relative Humidity >90%, Cloudy | | | | | | | | | | | | | | | | | | | |
| Sheath rot | | | | | | | | | | | | | | | | Temperature 25-28°C, Cloudy weather, high Relative Humidity>90% | | | | |
| Stem borer | | | | | | | | | | | | | | | | Minimum Temperature > 20.3 °C, Maximum Temperature: 29.5-34.7°C, Optimum temperature: 24-29°C, Higher morning Relative Humidity > 84%, Afternoon Relative Humidity >38.7%, Dry weather | | | | |
| Leaf roller | | | | | | | | | | | | | | | | Maximum Temperature: 32-33°C, Relative Humidity 92-95% | | | | |
| Rice bug | | | | | | | | | | | | | | | | Higher maximum temperature >31.9°C, Morning Relative Humidity > 93.9%, Bright Sunshine Hours> 5.9 hrs Lower Minimum temperature less than 22.1°C, Afternoon Relative Humidity less than 66.4%, Dry, or intermittent rain Weekly total rainfall less than 40.9 mm | | | | |
| Weather Warning | | | | | | | | | | | | | | | | | | | | |
| Rain | | | >50 mm/day | | | | >100 mm/day | | | | >50 mm/day | | | | | | | | | |
| Duration of wet spell | | | >25 mm for 3 days | | | | >50 mm for 4 days | | | | 20 mm for 4 days | | | | | | | | | |
| Cloudy weather | | | | | | | Cloudy weather | | | | Cloudy weather | | | | | | | | | |
| High wind | | | >50 km/hr | | | | >40 km/hr | | | | >30 km/hr | | | | | | | | | |
| Temperature | | | Minimum Temperature <10 ° C | | | | Minimum Temperature <10° C | | | | Minimum Temperature <10 ° C | | | | | | | | | |