




Crop Weather Calendar of Sugarcane: Chattogram Region (Districts: Chattogram, Lakshmipur, Coxsbazar, Noakhali and Feni) Bangladesh

Region: Chattogram	Sugarcane																																			Duration: 427 days																																		
Months	November					December					January					February					March					April					May					June					July					August					September					October					November					December				
Std.Week/Normal	44	45	46	47	48	49	50	51	52	1	2	3	4	5	6	7	8	9	10	11	12	13	14	15	16	17	18	19	20	21	22	23	24	25	26	27	28	29	30	31	32	33	34	35	36	37	38	39	40	41	42	43	44	45	46	47	48	49	50	51	52									
Rainfall (mm)	19.3	21.7	14.3	9.0	11.7	1.0	4.0	2.3	2.0	0.3	0.7	0.7	1.3	2.0	1.3	2.3	8.3	4.7	5.3	6.3	13.3	21.3	21.3	27.0	34.3	36.0	62.7	61.3	70.3	88.7	88.0	119.3	161.0	180.7	197.3	201.7	156.0	189.0	173.3	148.7	128.3	137.3	117.0	118.3	92.7	73.3	73.7	60.3	66.7	75.7	43.7	26.0	19.3	21.7	14.3	9.0	11.7	1.0	4.0	2.3	2.0									
Max. Temp. (°C)	31.5	31.2	30.5	29.9	29.0	28.6	27.8	26.9	26.6	26.5	26.1	26.6	26.9	27.7	28.7	29.3	29.8	30.6	31.2	32.0	32.0	31.8	32.1	32.6	32.7	32.9	32.8	32.5	32.3	32.1	31.5	31.3	30.9	30.7	31.1	30.7	30.9	31.1	31.2	31.0	31.3	31.3	31.4	31.9	31.9	32.1	32.2	31.9	32.1	31.9	31.5	31.2	30.5	29.9	29.0	28.6	27.8	26.9	26.6											
Min. Temp. (°C)	22.8	21.6	20.2	19.2	18.0	17.0	16.3	15.3	14.9	14.1	13.9	14.1	14.1	14.9	15.8	16.9	17.6	18.8	19.8	20.7	21.8	22.7	23.5	24.0	24.4	24.5	24.5	24.8	25.2	25.2	25.6	25.6	25.4	25.4	25.2	25.4	25.3	25.3	25.3	25.4	25.2	25.1	25.2	25.1	25.0	24.8	24.5	23.3	22.8	21.6	20.2	19.2	18.0	17.0	16.3	15.3	14.9													
Mean Temp. (°C)	27.1	26.4	25.3	24.6	23.5	22.8	22.1	21.1	20.8	20.3	20.0	20.4	20.5	21.3	22.2	23.1	23.7	24.7	25.5	26.3	26.9	27.2	27.8	28.3	28.6	28.7	28.7	28.9	29.0	28.9	29.0	28.8	28.5	28.3	28.1	28.0	28.2	27.9	28.1	28.2	28.3	28.1	28.3	28.3	28.3	28.5	28.5	28.6	28.6	28.3	28.3	27.6	27.1	26.4	25.3	24.6	23.5	22.8	22.1	21.1	20.8									
RHmax (%)	94.9	94.7	94.4	94.1	94.5	94.4	94.2	94.4	94.1	93.8	93.1	92.9	91.6	91.0	90.6	90.4	91.0	90.8	91.1	91.3	93.0	93.0	93.3	92.9	92.6	92.8	92.9	93.3	93.5	93.9	94.0	94.9	95.3	95.1	95.9	96.0	95.7	95.7	96.1	95.8	95.5	95.5	95.6	95.7	95.7	95.7	95.7	95.7	95.7	95.7	95.7	95.7	95.7	95.7	95.7															
RHMin (%)	62.2	58.1	55.4	52.0	50.8	49.5	50.0	50.3	49.1	48.2	47.1	44.9	42.3	43.6	41.2	43.3	43.9	44.8	46.6	47.4	54.0	58.2	60.1	60.5	61.6	62.0	62.3	64.1	66.1	68.9	70.2	71.9	74.8	75.3	77.3	77.7	76.4	77.6	76.3	75.2	75.4	75.9	74.3	74.2	73.4	72.2	71.5	70.2	69.9	68.8	66.7	62.2	62.2	58.1	55.4	52.0	50.8	49.5	50.0	50.3	49.1									
RHmean (%)	78.6	76.4	74.9	73.1	72.6	71.9	72.1	72.3	71.6	71.0	70.1	68.9	67.0	67.3	65.9	66.8	67.5	67.8	68.8	69.4	73.5	75.6	76.7	76.7	77.1	77.4	77.6	78.7	79.8	81.4	82.1	83.4	85.1	85.2	86.6	86.9	86.0	86.9	86.1	85.3	85.6	85.9	85.1	85.0	84.5	83.9	83.6	82.9	82.9	82.4	81.2	78.6	78.6	76.4	74.9	73.1	72.6	71.9	72.1	72.3	71.6									
SShr (hrs)	52.3	54.0	55.5	56.5	55.5	54.8	52.8	50.8	51.3	53.3	50.8	53.8	56.5	56.3	57.8	57.5	58.5	60.3	59.3	56.8	57.0	52.8	56.0	56.0	54.8	55.3	52.8	55.0	48.0	42.8	40.3	36.8	28.0	28.0	25.3	24.0	29.0	25.5	30.0	32.8	30.0	27.8	35.8	36.8	35.8	39.3	39.5	42.5	42.8	45.8	49.8	53.3	52.3	54.0	55.5	56.5	55.5	54.8	52.8	50.8	51.3									
WD (deg)	196	195	199	203	196	204	196	199	207	200	193	203	203	201	203	208	214	221	215	223	218	207	209	205	205	202	199	203	199	186	185	182	177	174	173	173	173	173	174	174	172	175	172	182	179	185	190	194	202	209	203	215	201	196	195	199	203	196	204	196	199	207								
WS(Km/hr)	6.0	5.9	5.6	6.1	5.9	5.1	5.7	5.8	6.2	6.6	6.9	6.8	7.0	7.1	7.3	7.7	7.9	8.6	8.7	8.9	9.4	9.7	10.0	11.1	10.6	10.6	10.1	10.0	10.1	10.0	10.2	9.8	10.5	11.0	10.9	10.7	10.8	10.9	10.3	10.0	9.9	9.7	9.3	9.1	8.6	8.3	7.6	7.4	6.8	6.7	6.9	6.2	6.0	5.9	5.6	6.1	5.9	5.1	5.7	5.8	6.2									

Phenological phases				
	Germination	Tillering	Grand growth	Maturity to Harvesting

Favorable Weather Conditions				
Temperature	25° C to 35°C			12° C to 14°C
Sunshine(hr)	7 -9 hrs			7 -9 hrs
Relative Humidity	80-85%			45-65%
Soil Temperature	16° C to 32°C			
Rainfall (mm)	1250-1650 mm			
Normal phase wise water requirement (mm)	300mm	550mm	1000mm	650mm

Congenial Weather Condition for Pests & Diseases				
Red rot			Temperature 29.4° C to 31°C and high Relative umidity (90%)	
Smut		Temperature 25-30 °C and Relative Humidity above 70-80%		
Wilt		High day temperature (30-35° C) and Low Relative Humidity 50-60%		
Termite		Temperature 24° C- 35° C, sandy-sandyloam soil		
Top Shoot Borer		Temperature-below 37.8°C, Relative Humidity 60-80%,Sunshine-9.1		
Stem borer		Temperature 30° to 35 °C and Relative Humidity 46 to 76 %		

Weather Warning				
Rain	>30mm/day		>120mm/day	
Duration of wet spell	>20mm for 3days		>64 mm for 7days	
soil moisture	50% depletion require irrigation			75% depletion require irrigation
Drought	15-20days		20-30 days	
Cloudy Weather			Cloudy Weather	
High wind			30-40KM/HR	
Hail Storm		Hail Storm		Hail Storm
Temperature			Temperature above 37° C	