





## Crop Weather Calendar of Jackfruit: Jashore Region (Districts: Jashore, Kushtia, Chuadanga, Jhenaidah, Meherpur, Magura) Bangladesh

| Region: Jessore | <b>Jackfruit</b>  |      |      |      |   |      |      |      |  |      |      |      |       |      |      |      |       |      |      |      |      |      |      |      | <b>Duration: 224-230 days</b>   |      |      |      |      |      |
|-----------------|---|------|------|------|---|------|------|------|--|------|------|------|-------|------|------|------|-------|------|------|------|------|------|------|------|---|------|------|------|------|------|
| Months          | December  |      |      |      | January   |      |      |      | February   |      |      |      | March |      |      |      | April |      |      |      | May  |      |      |      | June  |      |      |      | July |      |
| Std.Week/Normal | 49  | 50   | 51   | 52   | 1   | 2    | 3    | 4    | 5  | 6    | 7    | 8    | 9     | 10   | 11   | 12   | 13    | 14   | 15   | 16   | 17   | 18   | 19   | 20   | 21  | 22   | 23   | 24   | 25   | 26   |
| Rainfall (mm)   | 2   | 4    | 0    | 4    | 1   | 2    | 3    | 3    | 7  | 5    | 5    | 8    | 4     | 3    | 5    | 12   | 12    | 12   | 7    | 13   | 22   | 29   | 31   | 36   | 45  | 39   | 50   | 55   | 81   | 73   |
| Max. Temp. (°C) | 27.7  | 26.6 | 25.7 | 25.2 | 24.5  | 24.5 | 25.1 | 25.6 | 26.6   | 27.8 | 28.9 | 30.0 | 31.0  | 32.4 | 33.6 | 34.7 | 34.6  | 35.5 | 36.1 | 36.5 | 36.3 | 36.0 | 36.0 | 35.9 | 35.5  | 35.6 | 35.3 | 34.0 | 33.3 | 33.0 |
| Min. Temp. (°C) | 14.0  | 13.4 | 12.3 | 11.4 | 10.9  | 10.7 | 11.0 | 10.8 | 12.0   | 13.3 | 14.7 | 15.6 | 16.4  | 17.7 | 19.0 | 20.8 | 21.8  | 22.8 | 23.5 | 24.1 | 24.2 | 24.2 | 25.2 | 25.0 | 25.5  | 26.0 | 26.2 | 26.2 | 26.1 | 26.2 |
| Mean Temp. (°C) | 20.9  | 20.0 | 19.0 | 18.3 | 17.7  | 17.6 | 18.0 | 18.2 | 19.3   | 20.5 | 21.8 | 22.8 | 23.7  | 25.0 | 26.3 | 27.7 | 28.2  | 29.2 | 29.8 | 30.3 | 30.3 | 30.1 | 30.6 | 30.4 | 30.5  | 30.8 | 30.7 | 30.1 | 29.7 | 29.6 |
| RHmax (%)       | 95.2  | 95.8 | 95.5 | 95.7 | 95.4  | 95.3 | 95.3 | 94.9 | 94.9   | 94.2 | 94.0 | 93.7 | 93.2  | 92.5 | 92.1 | 92.1 | 92.4  | 92.4 | 92.9 | 92.4 | 92.3 | 92.8 | 92.7 | 93.1 | 93.6  | 94.0 | 94.1 | 94.8 | 95.7 | 96.0 |
| RHMin (%)       | 47.2  | 49.2 | 49.4 | 47.9 | 49.6  | 47.9 | 47.0 | 44.7 | 44.2   | 42.2 | 41.0 | 39.3 | 36.5  | 35.4 | 34.9 | 36.7 | 42.0  | 41.5 | 41.6 | 44.3 | 46.9 | 49.9 | 51.7 | 54.8 | 58.7  | 60.0 | 62.1 | 67.5 | 71.7 | 73.5 |
| RHmean (%)      | 71.2  | 72.5 | 72.5 | 71.8 | 72.5  | 71.6 | 71.2 | 69.8 | 69.5   | 68.2 | 67.5 | 66.5 | 64.9  | 63.9 | 63.5 | 64.4 | 67.2  | 66.9 | 67.2 | 68.3 | 69.6 | 71.3 | 72.2 | 74.0 | 76.1  | 77.0 | 78.1 | 81.1 | 83.7 | 84.7 |
| SShr (hrs)      | 47.5  | 43.5 | 42.0 | 42.0 | 41.0  | 42.5 | 44.5 | 48.0 | 47.5   | 49.5 | 50.0 | 54.5 | 55.0  | 54.0 | 55.0 | 53.0 | 51.5  | 55.5 | 54.5 | 54.5 | 55.5 | 54.0 | 51.5 | 52.5 | 46.5  | 45.5 | 41.5 | 32.0 | 26.5 | 26.0 |
| WD (deg)        | 184   | 183  | 177  | 174  | 158   | 156  | 188  | 192  | 186  | 191  | 203  | 214  | 219   | 213  | 230  | 212  | 208   | 209  | 204  | 193  | 188  | 186  | 186  | 180  | 181   | 180  | 183  | 174  | 175  | 178  |
| WS(Km/hr)       | 2.3   | 2.4  | 2.5  | 2.5  | 3.0   | 3.0  | 3.0  | 3.0  | 3.2  | 3.1  | 3.3  | 3.7  | 3.5   | 3.9  | 4.1  | 4.4  | 4.7   | 5.1  | 5.2  | 5.7  | 5.6  | 5.6  | 5.8  | 5.2  | 5.2   | 5.0  | 4.6  | 4.9  | 4.6  | 4.6  |
| Stages          |  |      |      |      |  |      |      |      |  |      |      |      |       |      |      |      |       |      |      |      |      |      |      |      |  |      |      |      |      |      |
|                 | Inflorescence Emergence   |      |      |      | Flowering   |      |      |      | Fruit Development  |      |      |      |       |      |      |      |       |      |      |      |      |      |      |      | Fruit Maturation/Ripening   |      |      |      |      |      |

| Congenial Weather Condition for Diseases |  |  |  |
|--|--|--|--|
| Soft rot or fruit rot                    |  | Temp 26.5°C to 35°C, hot, humid weather and frequent rain or overhead irrigation at least six hours wetting. |  |
| Dieback                                  |  | RH about 80%, max and min temp of 30°C & 15°C and raining.   |  |
| Gummosis                                 |  | Cold temp (14.0 to 24°C) with RH 60-75%.   |  |
| Leaf spot                                |  | Temp 24.50°C to 33.5°C; RH 65-85%; Rainfall 10 mm to 15 mm.  |  |

| Congenial weather for insect-pests |  |                                   |  |
|------------------------------------|--|-----------------------------------|--|
| Shoot and fruit bore               |  | Temp. 11.0 – 31.0°C, RH: 77-97%   |  |
| Jackfruit Bud weevil               |  | Temp. 11.0 – 30.0°C, RH: 96 – 97% |  |
| Jackfruit Aphids                   |  | Temp. 11.0 – 34.0°C, RH: 72 - 83% |  |
| Mealy Bugs                         |  | Temp. 12 - 33°C, RH:- 72-75%      |  |

| Weather Warning   |  |   |  |
|-------------------|--|---|--|
| Rainfall          |  | > 5 mm  |  |
| Cloudy Weather    |  | Cloudy Weather                                |  |
| Relative Humidity |  | Maximum Humidity > 92% Minimum Humidity < 40% |  |
| Hail storm        |  | Hail storm                                    |  |
| High wind         |  | > 20 km/hr                                    |  |
| Temperature       |  | Max. Temp. > 30 °C and Min. Temp. < 20 °C     |  |