





Crop Weather Calendar of Papaya: Dinajpur Region (Districts: Dinajpur, Thakurgaon and Panchaghar) Bangladesh

Region: Dinajpur	Papaya																								Duration: 365-373 days					
Months	Feb.	March				April				May				June				July				August				September-February				
Std.Week/Normal	12	13	14	15	16	17	18	19	20	21	22	23	24	25	26	27	28	29	30	31	32	33	34	35	36	37	38	39	40	-12
Rainfall (mm)	2	7	8	8	25	23	31	36	57	55	73	57	77	111	96	109	105	81	84	70	60	93	103	71	66	61	73	119	62	2
Max. Temp. (°C)	32.0	32.1	33.0	33.4	33.0	32.4	32.3	32.9	33.0	33.0	33.4	33.3	33.0	32.3	32.4	32.0	32.1	32.1	32.3	32.9	32.6	32.4	32.1	32.4	32.3	32.4	32.0	31.9	32.0	32.0
Min. Temp. (°C)	18.6	19.7	20.4	21.1	22.0	22.0	22.3	22.9	23.6	24.0	24.4	25.0	25.1	25.6	26.0	26.0	26.0	26.0	26.0	26.3	26.7	26.1	26.0	26.0	26.0	25.7	25.1	24.9	24.7	18.6
Mean Temp. (°C)	25.3	25.9	26.7	27.3	27.5	27.2	27.3	27.9	28.3	28.5	28.9	29.2	29.1	29.0	29.2	29.0	29.1	29.1	29.2	29.6	29.7	29.3	29.1	29.2	29.2	29.1	28.6	28.4	28.4	25.3
RHmax (%)	86.0	87.1	86.6	87.4	89.4	91.1	92.3	92.0	92.1	92.4	92.7	93.4	93.9	94.7	94.4	95.1	94.6	94.4	94.7	94.1	94.0	95.0	95.7	95.6	95.6	96.1	96.0	96.1	96.0	86.0
RHMin (%)	36.4	43.3	40.9	43.4	50.9	53.7	57.6	57.3	59.3	62.4	62.3	65.4	67.7	71.4	71.6	73.3	72.7	71.9	71.6	70.1	70.9	72.6	73.1	71.6	72.4	71.3	71.6	70.9	68.3	36.4
RHmean (%)	61.2	65.2	63.8	65.4	70.2	72.4	75.0	74.7	75.7	77.4	77.5	79.4	80.8	83.1	83.0	84.2	83.7	83.2	83.2	82.1	82.5	83.8	84.4	83.6	84.0	83.7	83.8	83.5	82.2	61.2
SShr (hrs)	55.0	49.0	52.0	55.0	49.0	50.0	49.0	51.0	48.0	44.0	42.0	40.0	35.0	27.0	31.0	27.0	29.0	31.0	36.0	36.0	37.0	34.0	34.0	37.0	37.0	36.0	33.0	38.0	42.0	55.0
WD (deg)	192	170	171	150	142	123	118	115	119	108	117	111	118	120	121	127	121	126	134	132	132	134	139	141	133	143	146	148	151	192
WS(Km/hr)	5.6	5.0	5.6	4.8	4.8	5.4	3.9	3.7	4.3	3.7	3.9	3.7	3.7	3.7	3.7	3.7	3.7	3.9	3.7	3.9	3.7	3.7	3.7	3.7	3.7	3.7	3.7	3.9	3.7	5.6
Stages																														
	Seedling raising & transplantation				Vegetative stage				Flowering Stage				Fruit production and Harvesting																	

Congenial Weather Condition for Diseases

Fruit rot	Temperature 30.0°C to 35°C, hot, humid weather and relative humidity >80%.
Powdery mildew	Temperature 21-24°C; relative humidity below 70% with cloudy weather
Mosaic virus	Temperature (20.0 to 26°C), relative humidity >80% with dry weather
Leaf curl virus	Temp 20.0°C to 27.0°C; with warm weather

Congenial weather for insect-pests

Mealybug	Temp. 20.0 – 25.0°C, RH: 65-70%
Papaya Whitefly	Temp. 20.0 – 25.0°C, RH: 50 –80%
Papaya Aphids	Temp. 20.0 – 26.0°C, RH: 60 - 70%
Red mite	Temp. 20.0 – 25.5°C, RH:- 80-90%
Root knot nematode	Temp. 18.0 - 25°C, RH:- 60-80%

Weather Warning

Rainfall	> 45 mm
Cloudy Weather	Cloudy Weather
Relative Humidity	Maximum Humidity > 92% Minimum Humidity < 40%
Hail storm	Hail storm
High wind	> 20 km/hr
Temperature	Max. Temp. > 34 °C and Min. Temp. < 26 °C