






**Crop Weather Calendar of Cotton: Jashore Region (Districts: Jashore, Kushtia, Chuadanga, Jhenaidah, Meherpur, Magura) Bangladesh**

Region: Jashore	Cotton																				Duration: 180-185 days					
Months	July				August				September				October				November				December					
Std.Week/Normal	27	28	29	30	31	32	33	34	35	36	37	38	39	40	41	42	43	44	45	46	47	48	49	50	51	52
Rainfall (mm)	82.0	72.0	83.5	73.0	63.5	56.0	68.0	48.5	50.5	52.5	68.0	59.0	69.5	44.5	33.0	26.5	20.0	9.0	8.0	7.5	1.0	2.0	1.5	4.0	0.0	3.5
Max. Temp. (°C)	32.7	32.9	32.7	32.7	33.0	32.8	32.7	33.1	33.3	32.9	32.9	33.0	33.2	33.2	33.0	32.7	31.9	31.1	31.1	30.3	29.6	28.5	27.7	26.6	25.7	25.2
Min. Temp. (°C)	26.0	26.1	26.2	26.2	26.0	26.2	26.0	26.1	26.0	26.0	26.0	26.0	25.3	25.1	24.4	23.4	21.6	20.7	19.4	18.0	16.7	15.1	14.0	13.4	12.3	11.4
Mean Temp. (°C)	29.4	29.5	29.5	29.4	29.5	29.5	29.3	29.6	29.6	29.5	29.5	29.5	29.2	29.1	28.7	28.0	26.7	25.9	25.3	24.2	23.1	21.8	20.9	20.0	19.0	18.3
RHmax (%)	96.1	96.1	96.1	96.1	96.0	96.2	96.5	96.2	96.2	96.4	96.6	96.3	96.6	96.5	96.5	96.5	96.1	95.9	95.9	95.7	95.7	95.4	95.2	95.8	95.5	95.7
RHMin (%)	74.4	73.4	74.6	73.4	72.6	73.0	73.0	71.7	71.0	71.5	70.8	69.7	67.7	67.0	64.4	61.5	57.1	56.2	52.0	49.8	48.1	46.3	47.2	49.2	49.4	47.9
RHmean (%)	85.2	84.7	85.3	84.7	84.3	84.6	84.7	83.9	83.6	83.9	83.7	83.0	82.1	81.7	80.4	79.0	76.6	76.0	74.0	72.8	71.9	70.8	71.2	72.5	72.5	71.8
SShr (hrs)	24.5	29.0	25.0	29.5	32.5	30.0	28.0	30.5	32.5	31.5	33.0	32.5	38.5	40.0	43.5	47.0	49.0	45.5	48.5	49.5	47.5	48.5	47.5	43.5	42.0	42.0
WD (deg)	186	178	180	177	172	175	175	185	171	180	186	187	195	195	198	187	182	153	175	177	179	178	184	183	177	174
WS(Km/hr)	4.4	4.3	4.4	4.7	4.3	4.4	4.3	3.9	4.1	4.1	4.1	3.8	3.7	3.1	3.0	2.9	2.5	2.5	2.3	2.4	2.3	2.4	2.3	2.4	2.5	2.5
Stages																										
	Germination & emergence				Seedling establishment				Leaf area & canopy development				Squaring, Flowering & Boll formation				Boll maturation & harvesting									

Congenial Weather Condition for Diseases				
Fusarium wilt	Temp 5.5-33°C			
Leaf spot				Temp 25-34°C & RH >90-95%
Bacterial blight				Cool, wet weather (21 – 26.67°C)
Boll rot				Temp 24-34°C with moist condition

Congenial weather for insect-pests				
American bollworm ( <i>Helicoverpa armigera</i> )				Temp.: 18-33°C, RH: 50-95%
Pink bollworm ( <i>Pectinophora gossypiella</i> )				Temp.: 19- 36°C, RH: 50-90%
Cotton Jassid ( <i>Amrasca biguttula</i> )				Temp.: 20- 34°C, RH: 60-90%
Cotton aphids ( <i>Aphis gossypii</i> )				Temp.: 20-34°C, RH: 70- 95%
Cotton white fly ( <i>Trialeurodes vaporariorum</i> )				Temp.: 23-35°C, RH: 65-95%

Weather Warning				
Rainfall		> 50 mm		> 20 mm
Cloudy Weather			Cloudy Weather	Cloudy Weather
Relative Humidity			Maximum Humidity > 93% Minimum Humidity > 45%	Maximum Humidity > 93% Minimum Humidity > 50%
Hail storm			Hail storm	Hail storm
High wind			> 20 km/hr	> 20 km/hr
Temperature			Max. Temp. > 33.1 °C and Min. Temp. > 26 °C	Max. Temp. > 33.6 °C and Min. Temp. < 11 °C