






Crop Weather Calendar of Cotton: Rajshahi Region (Districts: Rajshahi, Chapainawabganj, Naogaon and Natore) Bangladesh

Region: Rajshahi	Cotton																				Duration: 180-185 days					
Months	July				August				September				October				November				December					
Std.Week/Normal	27	28	29	30	31	32	33	34	35	36	37	38	39	40	41	42	43	44	45	46	47	48	49	50	51	52
Rainfall (mm)	66.0	71.0	75.0	72.0	52.0	57.0	64.0	53.0	57.0	54.0	59.0	52.0	83.0	44.0	35.0	23.0	12.0	7.0	5.0	1.0	0.0	2.0	1.0	3.0	0.0	4.0
Max. Temp. (°C)	32.7	32.9	32.3	32.6	32.9	32.9	32.7	33.0	33.0	32.9	33.0	33.0	32.9	32.7	32.3	31.7	31.0	30.4	30.4	29.6	28.9	28.3	27.0	26.0	25.4	24.4
Min. Temp. (°C)	26.0	26.0	26.0	26.0	26.0	26.1	26.0	26.1	26.0	26.0	26.0	26.0	25.3	25.0	24.1	23.1	21.4	20.7	19.3	17.6	16.6	15.0	14.0	13.1	12.4	11.6
Mean Temp. (°C)	29.4	29.5	29.2	29.3	29.5	29.5	29.4	29.6	29.5	29.5	29.5	29.5	29.1	28.9	28.2	27.4	26.2	25.6	24.9	23.6	22.8	21.7	20.5	19.6	18.9	18.0
RHmax (%)	96.6	96.9	97.0	96.9	96.7	96.6	96.7	96.1	96.4	96.3	96.7	96.3	96.7	96.3	96.4	96.1	96.0	95.9	96.1	95.7	95.3	94.7	94.7	95.9	95.3	95.7
RHMin (%)	73.7	74.3	75.3	73.9	72.6	72.6	74.1	72.0	70.9	71.3	71.0	69.6	68.9	67.4	64.3	60.9	57.4	55.9	51.9	49.4	47.4	45.6	46.9	50.1	50.0	50.0
RHmean (%)	85.2	85.6	86.2	85.4	84.7	84.6	85.4	84.1	83.7	83.8	83.9	83.0	82.8	81.9	80.4	78.5	76.7	75.9	74.0	72.6	71.4	70.2	70.8	73.0	72.7	72.9
SShr (hrs)	30.0	30.0	30.0	34.0	34.0	36.0	33.0	34.0	40.0	35.0	38.0	40.0	43.0	46.0	47.0	53.0	56.0	55.0	57.0	54.0	55.0	55.0	51.0	47.0	46.0	44.0
WD (deg)	141	134	138	140	131	131	141	143	133	142	143	143	153	145	154	146	146	122	137	151	146	145	143	146	144	167
WS(Km/hr)	5.7	6.1	6.3	6.7	6.3	5.6	5.7	5.6	5.6	5.6	5.6	5.6	5.4	4.8	3.9	3.9	4.3	3.7	3.7	3.7	3.7	3.7	3.7	3.7	3.7	3.7
Stages																										
	Germination & emergence				Seedling establishment				Leaf area & canopy development				Squaring, Flowering & Boll formation				Boll maturation & harvesting									

Congenial Weather Condition for Diseases				
Fusarium wilt	Temp 5.5-33°C			
Leaf spot				Temp 25-33°C & RH >90-95%
Bacterial blight				Cool, wet weather (21 – 32.67°C)
Boll rot				Temp 24-33°C with moist condition

Congenial weather for insect-pests				
American bollworm (<i>Helicoverpa armigera</i>)				Temp.: 18-33°C, RH: 50-95%
Pink bollworm (<i>Pectinophora gossypiella</i>)				Temp.: 19- 33°C, RH: 50-90%
Cotton Jassid (<i>Amrasca biguttula</i>)				Temp.: 20- 33°C, RH: 60-90%
Cotton aphids (<i>Aphis gossypii</i>)				Temp.: 20-33°C, RH: 70- 95%
Cotton white fly (<i>Trialeurodes vaporariorum</i>)				Temp.: 23-33°C, RH: 65-95%

Weather Warning				
Rainfall		> 70 mm		> 20 mm
Cloudy Weather			Cloudy Weather	Cloudy Weather
Relative Humidity			Maximum Humidity > 93% Minimum Humidity > 72%	Maximum Humidity > 93% Minimum Humidity > 50%
Hail storm			Hail storm	Hail storm
High wind			> 20 km/hr	> 20 km/hr
Temperature			Max. Temp. > 33.1 °C and Min. Temp. > 26.5°C	Max. Temp. > 33.6 °C and Min. Temp. < 11 °C