






Crop Weather Calendar of Cotton: Rangpur Region (Districts: Rangpur, Kurigram, Gaibandha, Nilphamari, Lalmonirhat) Bangladesh

Region: Rangpur	Cotton																						Duration: 180-185 days							
Months	July					August					September					October					November					December				
Std.Week/Normal	27	28	29	30	31	32	33	34	35	36	37	38	39	40	41	42	43	44	45	46	47	48	49	50	51	52				
Rainfall (mm)	106	116	83	92	63	68	106	85	80	71	82	92	101	58	53	36	10	4	3	2	0	1	0	3	0	3				
Max. Temp. (°C)	32.3	31.9	32.2	32.4	33.1	32.8	32.2	32.3	32.3	32.2	32.3	32.0	31.6	32.1	31.5	31.2	30.6	30.0	29.8	29.0	28.3	27.7	26.7	25.1	24.7	24.1				
Min. Temp. (°C)	26.0	26.0	26.0	26.1	26.6	26.7	26.1	26.0	26.0	26.0	25.9	25.3	25.0	24.9	24.0	22.5	21.0	20.0	19.0	17.5	16.4	15.0	14.2	13.5	12.5	11.5				
Mean Temp. (°C)	29.2	29.0	29.1	29.2	29.8	29.7	29.1	29.2	29.2	29.1	29.1	28.7	28.3	28.5	27.8	26.8	25.8	25.0	24.4	23.3	22.3	21.3	20.4	19.3	18.6	17.8				
RHmax (%)	95.0	94.8	94.5	94.5	94.1	94.4	95.0	95.1	95.0	94.9	95.2	95.5	95.9	95.5	95.4	95.2	95.0	94.5	94.4	94.6	94.9	94.9	95.0	95.4	95.8	96.1				
RHMin (%)	73.8	74.6	73.3	71.9	69.9	70.9	73.1	73.2	72.4	72.3	72.0	72.3	71.5	69.3	67.9	64.5	60.8	58.7	55.9	54.0	50.9	50.6	53.5	56.2	56.2	55.2				
RHmean (%)	84.4	84.7	83.9	83.2	82.0	82.7	84.1	84.2	83.7	83.6	83.6	83.9	83.7	82.4	81.7	79.9	77.9	76.6	75.1	74.3	72.9	72.7	74.2	75.8	76.0	75.6				
SShr (hrs)	27.0	30.5	30.0	34.0	39.0	36.5	32.5	32.0	35.5	35.5	35.5	33.5	36.5	42.5	46.0	51.5	56.5	55.5	55.0	52.0	54.0	53.0	49.5	41.5	42.5	40.0				
WD (deg)	143	137	138	138	142	141	137	143	142	140	143	142	152	147	143	134	127	115	106	126	134	150	129	158	160	187				
WS(Km/hr)	6.8	6.8	7.8	6.8	7.3	6.8	7.1	6.6	6.6	6.8	6.5	6.8	6.8	6.0	6.4	6.3	6.1	6.6	6.6	6.3	6.4	5.6	6.0	5.7	5.6	5.6				
Stages																														
	Germination & emergence					Seedling establishment					Leaf area & canopy development					Squaring, Flowering & Boll formation					Boll maturation & harvesting									

Congenial Weather Condition for Diseases				
Fusarium wilt	Temp 5.5-33°C			
Leaf spot				Temp 25-33°C & RH >90-95%
Bacterial blight				Cool, wet weather (21 – 31.67°C)
Boll rot				Temp 24-33°C with moist condition

Congenial weather for insect-pests				
American bollworm <i>(Helicoverpa armigera)</i>				Temp.: 18-33°C, RH: 50-95%
Pink bollworm <i>(Pectinophora gossypiella)</i>				Temp.: 19- 33°C, RH: 50-90%
Cotton Jassid <i>(Amrasca biguttula)</i>				Temp.: 20- 34°C, RH: 60-90%
Cotton aphids <i>(Aphis gossypii)</i>				Temp.: 20-34°C, RH: 70- 95%
Cotton white fly <i>(Trialeurodes vaporariorum)</i>				Temp.: 23-33°C, RH: 65-95%

Weather Warning				
Rainfall		> 70 mm		> 20 mm
Cloudy Weather			Cloudy Weather	Cloudy Weather
Relative Humidity			Maximum Humidity > 93% Minimum Humidity > 45%	Maximum Humidity > 93% Minimum Humidity > 50%
Hail storm			Hail storm	Hail storm
High wind			> 20 km/hr	> 20 km/hr
Temperature			Max. Temp. > 33.1 °C and Min. Temp. > 26 °C	Max. Temp. > 33.6 °C and Min. Temp. < 11 °C