















Cotton Pest Weather Calendar: Dinajpur Region (Dists.: Dinajpur, Thakurgaon and Panchaghar) Bangladesh Pest: Cotton Jassid

| Region: Dinajpur | | Cotton | | | | | | | | | | | | | | | | | | | | | | | | Duration: 180-185 days | | | | |
|-----------------------|---|---------|---|------|--|--------|--|------|--|-----------|---|------|--|---------|--|------|--|----------|--|------|--|----------|------|------|------|------------------------|------|--|--|--|
| Weather warning | Months | July | | | | August | | | | September | | | | October | | | | November | | | | December | | | | | | | | |
| | Max. Temp. (°C) | > 33° C | | | | | | | | | | | | | | | | | | | | | | | | | | | | |
| | Min. Temp. (°C) | > 26° C | | | | | | | | | | | | | | | | | | | | | | | | | | | | |
| | RHmax (%) | > 96 % | | | | | | | | | | | | | | | | | | | | | | | | | | | | |
| | RHMin (%) | > 60 % | | | | | | | | | | | | | | | | | | | | | | | | | | | | |
| | Rainfall (mm) | > 50 mm | | | | | | | | | | | | | | | | | | | | | | | | | | | | |
| Weekly normal weather | Std.Week | 27 | 28 | 29 | 30 | 31 | 32 | 33 | 34 | 35 | 36 | 37 | 38 | 39 | 40 | 41 | 42 | 43 | 44 | 45 | 46 | 47 | 48 | 49 | 50 | 51 | 52 | | | |
| | Rainfall (mm) | 109 | 105 | 81 | 84 | 70 | 60 | 93 | 103 | 71 | 66 | 61 | 73 | 119 | 62 | 42 | 39 | 11 | 5 | 3 | 0 | 0 | 0 | 0 | 3 | 0 | 4 | | | |
| | Max. Temp. (°C) | 32.0 | 32.1 | 32.1 | 32.3 | 32.9 | 32.6 | 32.4 | 32.1 | 32.4 | 32.3 | 32.4 | 32.0 | 31.9 | 32.0 | 31.6 | 31.3 | 31.0 | 30.3 | 29.7 | 29.0 | 28.7 | 28.0 | 27.0 | 25.4 | 24.9 | 23.9 | | | |
| | Min. Temp. (°C) | 26.0 | 26.0 | 26.0 | 26.0 | 26.3 | 26.7 | 26.1 | 26.0 | 26.0 | 26.0 | 25.7 | 25.1 | 24.9 | 24.7 | 23.9 | 22.4 | 20.4 | 19.4 | 18.3 | 16.9 | 15.6 | 14.0 | 13.3 | 12.9 | 12.0 | 10.9 | | | |
| | RHmax (%) | 95.1 | 94.6 | 94.4 | 94.7 | 94.1 | 94.0 | 95.0 | 95.7 | 95.6 | 95.6 | 96.1 | 96.0 | 96.1 | 96.0 | 96.1 | 96.3 | 96.0 | 96.0 | 95.9 | 95.9 | 95.3 | 95.6 | 96.1 | 96.4 | 96.3 | 96.6 | | | |
| | RHMin (%) | 73.3 | 72.7 | 71.9 | 71.6 | 70.1 | 70.9 | 72.6 | 73.1 | 71.6 | 72.4 | 71.3 | 71.6 | 70.9 | 68.3 | 66.3 | 62.7 | 57.1 | 55.4 | 53.0 | 51.6 | 48.1 | 47.6 | 49.0 | 52.9 | 52.7 | 54.0 | | | |
| | SShr (hrs) | 3.7 | 3.7 | 3.9 | 3.7 | 3.9 | 3.7 | 3.7 | 3.7 | 3.7 | 3.7 | 3.7 | 3.7 | 3.9 | 3.7 | 3.7 | 3.7 | 3.5 | 3.5 | 3.7 | 3.7 | 3.7 | 3.5 | 2.6 | 3.7 | 3.0 | 3.7 | | | |
| Stages |  | |  | |  | | | |  | | | | | | | |  | | | | | | | | | | | | | |
| | Germination & emergence | | Seedling establishment | | Leaf area & canopy development | | | | Squaring, Flowering & Boll formation | | | | | | | | Boll maturation & harvesting | | | | | | | | | | | | | |
| Insect's life cycle | | | | |  | |  | |  | |  | |  | |  | |  | |  | |  | | | | | | | | | |
| | | | | | Egg | | Nymph | | Adult | | Egg | | Nymph | | Adult | | Egg | | Nymph | | Adu | | | | | | | | | |