



















Guava Pest Weather Calendar: Barishal Region (Dists.: Barishal, Jhalakati, Patuakhali, Pirujpur, Barguna, Bhola) Bangladesh **Pest: Mealy bugs**

| Region: Barishal | | Guava | | | | | | | | | | | | | | | | | Duration: 140 days | | | |
|-----------------------|--|--|--|--|---|--|--|--|--|--|--|--|------|------|------|------|------|------|--------------------|------|-------|--|
| Weather warming | Months | Jan | February | | | | March | | | | April | | | | May | | | | June | | | |
| | Max.Temp. (°C) | > 32°C | | | | | | | | | | | | | | | | | | | | |
| | Min. Temp. (°C) | > 21°C | | | | | | | | | | | | | | | | | | | | |
| | RHMax (%) | > 97% | | | | | | | | | | | | | | | | | | | | |
| | RHMin (%) | > 50% | | | | | | | | | | | | | | | | | | | | |
| | Rainfall (mm) | > 20 mm | | | | | | | | | | | | | | | | | | | | |
| Weekly normal weather | Std. week | 5 | 6 | 7 | 8 | 9 | 10 | 11 | 12 | 13 | 14 | 15 | 16 | 17 | 18 | 19 | 20 | 21 | 22 | 23 | 24 | |
| | Rainfall (mm) | 2.7 | 3.7 | 5.0 | 8.0 | 5.7 | 5.3 | 6.0 | 14.3 | 18.0 | 18.0 | 21.7 | 25.0 | 34.7 | 40.7 | 52.7 | 49.0 | 69.3 | 66.7 | 85.3 | 105.3 | |
| | Max.Temp (°C) | 27.0 | 27.8 | 28.9 | 29.7 | 30.7 | 31.7 | 32.7 | 33.0 | 32.9 | 33.3 | 33.7 | 33.5 | 33.5 | 33.6 | 33.4 | 33.4 | 33.2 | 33.3 | 32.8 | 31.9 | |
| | Min.Temp (°C) | 14.0 | 14.6 | 16.2 | 16.9 | 18.3 | 19.5 | 20.5 | 22.1 | 22.8 | 23.7 | 24.0 | 24.6 | 24.4 | 24.4 | 25.1 | 25.2 | 25.7 | 26.0 | 26.1 | 26.0 | |
| | RHMax(%) | 97.3 | 97.1 | 97.0 | 97.0 | 96.7 | 97.1 | 96.7 | 96.5 | 96.5 | 96.6 | 96.4 | 96.0 | 96.0 | 96.1 | 96.2 | 96.1 | 96.2 | 96.5 | 96.4 | 96.6 | |
| | RHMin(%) | 46.2 | 44.8 | 46.2 | 45.1 | 44.9 | 45.2 | 45.3 | 50.7 | 54.4 | 58.0 | 59.8 | 61.9 | 62.5 | 64.2 | 65.9 | 67.5 | 69.6 | 70.9 | 73.2 | 76.9 | |
| | SShr(hrs) | 50.3 | 52.3 | 51.7 | 52.0 | 53.7 | 54.0 | 54.3 | 52.3 | 50.7 | 53.0 | 51.3 | 54.7 | 51.7 | 49.0 | 48.0 | 46.0 | 37.3 | 37.3 | 30.7 | 23.0 | |
| Stages |  |  |  |  |  | | | |  | | | | | | | | | | | | | |
| | Appearance of flower buds | Flower bud visible | Flower opening | Fruit setting | Fruit growth | | | | Fruit maturity and ripening | | | | | | | | | | | | | |
| Insect's life cycle |  |  |  |  |  |  |  |  |  |  |  |  | | | | | | | | | | |
| | Egg | Nymph | Adult | Egg | Nymph | Adult | Egg | Nymph | Adult | Egg | Nymph | Adult | | | | | | | | | | |