






Crop Weather Calendar of Banana: Barishal Region (Districts: Barishal, Jhalakati, Patuakhali, Pirujpur, Barguna, Bhola) Bangladesh

Region: Barishal	Banana																								Duration: 338-340 days						
Months	February			March					April				May				June				July				August-January						
Std.Week/Normal	6	7	8	9	10	11	12	13	14	15	16	17	18	19	20	21	22	23	24	25	26	27	28	29	30	31	32	33	34	35	-2
Rainfall (mm)	4	5	8	6	5	6	14	18	18	22	25	35	41	53	49	69	67	85	105	130	126	129	92	112	115	100	93	96	82	81	1
Max. Temp. (°C)	27.8	28.9	29.7	30.7	31.7	32.7	33.0	32.9	33.3	33.7	33.5	33.5	33.6	33.4	33.4	33.2	33.3	32.8	31.9	31.3	31.0	31.0	31.1	30.8	31.0	31.2	31.2	31.0	31.5	31.5	25.2
Min. Temp. (°C)	14.6	16.2	16.9	18.3	19.5	20.5	22.1	22.8	23.7	24.0	24.6	24.4	24.4	25.1	25.2	25.7	26.0	26.1	26.0	26.0	26.0	26.0	26.0	26.0	25.9	26.0	26.0	26.0	26.0	26.0	12.5
Mean Temp. (°C)	21.2	22.5	23.3	24.5	25.6	26.6	27.6	27.9	28.5	28.8	29.1	29.0	29.0	29.3	29.3	29.5	29.6	29.4	28.9	28.6	28.5	28.5	28.6	28.4	28.5	28.6	28.6	28.5	28.8	28.8	18.9
RHmax (%)	97.1	97.0	97.0	96.7	97.1	96.7	96.5	96.5	96.6	96.4	96.0	96.0	96.1	96.2	96.1	96.2	96.5	96.4	96.6	97.0	97.3	97.4	97.4	97.4	97.6	97.4	97.3	97.2	97.3	97.3	97.8
RHMin (%)	44.8	46.2	45.1	44.9	45.2	45.3	50.7	54.4	58.0	59.8	61.9	62.5	64.2	65.9	67.5	69.6	70.9	73.2	76.9	79.2	80.6	80.7	79.4	81.0	80.0	78.9	78.6	79.0	77.6	77.4	49.3
RHmean (%)	70.9	71.6	71.0	70.8	71.2	71.0	73.6	75.4	77.3	78.1	78.9	79.3	80.1	81.1	81.8	82.9	83.7	84.8	86.8	88.1	89.0	89.0	88.4	89.2	88.8	88.2	88.0	88.1	87.5	87.4	73.6
SShr (hrs)	52.3	51.7	52.0	53.7	54.0	54.3	52.3	50.7	53.0	51.3	54.7	51.7	49.0	48.0	46.0	37.3	37.3	30.7	23.0	21.3	20.3	20.3	23.3	21.0	25.3	26.0	25.7	26.0	27.3	29.0	44.0
WD (deg)	211	214	211	214	226	218	210	198	200	198	197	191	190	192	189	186	187	185	177	179	175	180	175	177	175	173	180	176	184	182	211
WS(Km/hr)	4.6	4.9	4.9	5.1	5.2	5.4	6.3	6.7	6.9	7.0	7.5	7.2	7.0	7.3	7.1	7.0	7.0	6.3	6.5	6.8	6.5	6.5	6.5	6.5	6.5	6.4	5.6	6.5	5.7	5.6	4.4
Phenological stages																															
	Seedling (Sucker) stage												Vegetative (Vigorous growth) stage					Flower bud burst stage				Fruit formation stage		Fruit development maturity & harvesting stage							

Congenial Weather Condition for Diseases

Panama (Fusarium wilt disease)	Temperature 23.0°C to 29°C, humid weather and relative humidity >75%
Bunchy top virus	Temperature 23.0°C to 29°C, humid weather and relative humidity >70%
Sigatoka (leaf spot)	Temperature (23.0 to 29°C), relative humidity >80% and rainfall 40.0 mm
Anthracoese	Temp >25. 0°C with high humidity and frequent raining

Congenial weather for insect-pests

Banana leaf & fruit beetle (Banana scarring beetle)	Temp. 28.0 – 30.0°C, RH: 72-90%
Banana weevil	Temp. 27.0 – 30.0°C, RH: 75 –85%
Banana aphids	Temp. 27.0 – 30.0°C, RH: 70 - 90%
Banana thrips	Temp. 28.0 – 30.0°C, RH:- 80-90%
Banana skipper	Temp. 27.0 – 30.0°C, RH:- 70-90%

Weather Warning

Rainfall	> 30 mm
Cloudy Weather	Cloudy Weather
Relative Humidity	Maximum Humidity > 92% Minimum Humidity <60%
Hail storm	Hail storm
High wind	> 20 km/hr
Temperature	Max. Temp. > 35.0 °C and Min. Temp. < 15.0 °C