






Crop Weather Calendar of Banana: Mymensingh Region (Districts: Mymensingh, Kishoregonj, Jamalpur, Netrokona, Sherpur) Bangladesh

| Region: Mymensingh | Banana | | | | | | | | | | | | | | | | | | | | | | | | Duration: 338-340 days | | | | | | |
|-----------------------|---|------|------|-------|------|------|------|------|-------|------|------|------|--|------|------|------|------|---|------|------|------|---|------|---|------------------------|------|------|------|------|------|------|
| Months | February | | | March | | | | | April | | | | May | | | | June | | | | July | | | | August-January | | | | | | |
| Std.Week/Normal | 6 | 7 | 8 | 9 | 10 | 11 | 12 | 13 | 14 | 15 | 16 | 17 | 18 | 19 | 20 | 21 | 22 | 23 | 24 | 25 | 26 | 27 | 28 | 29 | 30 | 31 | 32 | 33 | 34 | 35 | -2 |
| Rainfall (mm) | 1 | 5 | 7 | 1 | 4 | 6 | 11 | 17 | 20 | 30 | 40 | 36 | 55 | 62 | 69 | 97 | 81 | 96 | 103 | 98 | 85 | 109 | 99 | 89 | 100 | 72 | 74 | 67 | 81 | 75 | 3 |
| Max. Temp. (°C) | 26.6 | 27.4 | 28.1 | 29.1 | 30.3 | 31.0 | 31.9 | 31.3 | 32.1 | 32.7 | 32.0 | 31.7 | 31.6 | 31.9 | 32.3 | 32.0 | 32.0 | 32.0 | 31.7 | 31.4 | 31.0 | 31.1 | 31.3 | 31.3 | 31.1 | 32.0 | 32.0 | 32.0 | 32.0 | 32.0 | 24.0 |
| Min. Temp. (°C) | 13.7 | 15.0 | 15.9 | 16.6 | 17.4 | 18.6 | 19.9 | 20.9 | 21.9 | 22.4 | 22.9 | 22.9 | 22.9 | 23.6 | 24.0 | 24.3 | 25.0 | 25.6 | 25.7 | 26.0 | 26.0 | 26.0 | 26.0 | 26.0 | 26.1 | 26.3 | 26.3 | 26.0 | 26.0 | 11.6 | |
| Mean Temp. (°C) | 20.2 | 21.2 | 22.0 | 22.9 | 23.9 | 24.8 | 25.9 | 26.1 | 27.0 | 27.6 | 27.5 | 27.3 | 27.3 | 27.8 | 28.2 | 28.2 | 28.5 | 28.8 | 28.7 | 28.7 | 28.5 | 28.6 | 28.7 | 28.7 | 28.6 | 29.1 | 29.2 | 29.2 | 29.0 | 29.0 | 17.8 |
| RHmax (%) | 92.1 | 91.4 | 90.6 | 90.9 | 90.6 | 90.1 | 89.7 | 90.4 | 89.9 | 90.9 | 91.1 | 91.3 | 92.4 | 92.6 | 92.7 | 92.7 | 94 | 94.1 | 94.7 | 95 | 94.7 | 95 | 94.6 | 94.6 | 94.9 | 94.7 | 93.9 | 94.0 | 94.9 | 94.7 | 94.4 |
| RHMin (%) | 45.3 | 45 | 45.1 | 44.3 | 43.6 | 44.6 | 48.3 | 54.7 | 55 | 56.6 | 61.1 | 62.6 | 64.6 | 66 | 66.4 | 69.4 | 71.9 | 73 | 75.4 | 76.6 | 77.7 | 77.6 | 77 | 76.6 | 76.4 | 74.6 | 74.6 | 74.9 | 75.9 | 75.0 | 53.1 |
| RHmean (%) | 68.7 | 68.2 | 67.9 | 67.6 | 67.1 | 67.4 | 69.0 | 72.6 | 72.5 | 73.8 | 76.1 | 77.0 | 78.5 | 79.3 | 79.6 | 81.1 | 83.0 | 83.6 | 85.1 | 85.8 | 86.2 | 86.3 | 85.8 | 85.6 | 85.7 | 84.7 | 84.3 | 84.5 | 85.4 | 84.9 | 73.8 |
| SShr (hrs) | 48.0 | 50.0 | 50.0 | 51.0 | 53.0 | 53.0 | 48.0 | 44.0 | 49.0 | 49.0 | 49.0 | 46.0 | 44.0 | 44.0 | 45.0 | 39.0 | 36.0 | 34.0 | 26.0 | 25.0 | 23.0 | 24.0 | 24.0 | 25.0 | 30.0 | 33.0 | 31.0 | 30.0 | 26.0 | 31.0 | 39.0 |
| WD (deg) | 218 | 222 | 210 | 214 | 202 | 208 | 179 | 165 | 149 | 146 | 143 | 128 | 126 | 134 | 131 | 126 | 130 | 142 | 138 | 143 | 144 | 156 | 152 | 152 | 151 | 153 | 149 | 148 | 157 | 155 | 236 |
| WS(Km/hr) | 3.9 | 4.4 | 5.4 | 5.0 | 5.4 | 5.6 | 6.3 | 6.1 | 7.2 | 6.8 | 7.2 | 7.6 | 7.4 | 6.8 | 7.4 | 7.4 | 6.8 | 6.1 | 7.4 | 6.8 | 7.2 | 7.2 | 6.8 | 7.2 | 6.1 | 6.1 | 6.1 | 6.1 | 5.7 | 6.1 | 3.7 |
| Phenological stages |  | | | | | | | | | | | |  | | | | |  | | | |  | |  | | | | | | | |
| | Seedling (Sucker) stage | | | | | | | | | | | | Vegetative (Vigorous growth) stage | | | | | Flower bud burst stage | | | | Fruit formation stage | | Fruit development maturity & harvesting stage | | | | | | | |

Congenial Weather Condition for Diseases

| | |
|---------------------------------------|---|
| Panama (Fusarium wilt disease) | Temperature 22.0°C to 29°C, humid weather and relative humidity >70% |
| Bunchy top virus | Temperature 22.0°C to 29°C, humid weather and relative humidity >70% |
| Sigatoka (leaf spot) | Temperature (22.0 to 29°C), relative humidity >75% and rainfall 40.0 mm |
| Anthraxnose | Temp >24. 0°C with high humidity and frequent raining |

Congenial weather for insect-pests

| | |
|--|-----------------------------------|
| Banana leaf & fruit beetle (Banana scarring beetle) | Temp. 27.0 – 30.0°C, RH: 72-90% |
| Banana weevil | Temp. 27.0 – 30.0°C, RH: 75 –85% |
| Banana aphids | Temp. 27.0 – 30.0°C, RH: 70 - 90% |
| Banana thrips | Temp. 27.0 – 30.0°C, RH:- 80-90% |
| Banana skipper | Temp. 27.0 – 30.0°C, RH:- 70-90% |

Weather Warning

| | |
|--------------------------|---|
| Rainfall | > 30 mm |
| Cloudy Weather | Cloudy Weather |
| Relative Humidity | Maximum Humidity > 92% Minimum Humidity <70% |
| Hail storm | Hail storm |
| High wind | > 20 km/hr |
| Temperature | Max. Temp. > 35.0 °C and Min. Temp. < 15.0 °C |