


















Crop Weather Calendar of Banana: Barishal Region (Districts: Barishal, Jhalakati, Patuakhali, Pirujpur, Barguna, Bhola) **Bangladesh Pest:** Banana weevil

| Region: Barishal | | Banana | | | | | | | | | | | | | | | | | | | | | | | | | | | | Duration: 338-340 days | | | | | | | | | | | | | | |
|-----------------------|-------------------------------------------------------------------------------------|------------------------------------|------|------|------|-------|------|-------|------------------------|-------|-------|------|-----------------------|------|--------------------------------------------------------------------------------------|-----------------------------------------------|-------|------|---------------------------------------------------------------------------------------|-------|---------------------------------------------------------------------------------------|-------------------------------------------------------------------------------------|---------------------------------------------------------------------------------------|------|------|-------------------------------------------------------------------------------------|---------------------------------------------------------------------------------------|------|-------------------------------------------------------------------------------------|------------------------|---------------------------------------------------------------------------------------|------|---------------------------------------------------------------------------------------|--|---------------------------------------------------------------------------------------|--|---------------------------------------------------------------------------------------|--|--|--|---------------------------------------------------------------------------------------|--|---------------------------------------------------------------------------------------|--|
| Weather warning | Months | February | | | | March | | | | April | | | | May | | | | June | | | | July | | | | August-January | | | | | | | | | | | | | | | | | | |
| | Max. Temp. (°C) | >32.0 °C | | | | | | | | | | | | | | | | | | | | | | | | | | | | | | | | | | | | | | | | | | |
| | Min. Temp. (°C) | >23.0 °C | | | | | | | | | | | | | | | | | | | | | | | | | | | | | | | | | | | | | | | | | | |
| | RHmax (%) | > 96 % | | | | | | | | | | | | | | | | | | | | | | | | | | | | | | | | | | | | | | | | | | |
| | RHMin (%) | > 50 % | | | | | | | | | | | | | | | | | | | | | | | | | | | | | | | | | | | | | | | | | | |
| | Rainfall (mm) | >30 mm | | | | | | | | | | | | | | | | | | | | | | | | | | | | | | | | | | | | | | | | | | |
| Weekly normal weather | Std.Week/Normal | 6 | 7 | 8 | 9 | 10 | 11 | 12 | 13 | 14 | 15 | 16 | 17 | 18 | 19 | 20 | 21 | 22 | 23 | 24 | 25 | 26 | 27 | 28 | 29 | 30 | 31 | 32 | 33 | 34 | 35 | -2 | | | | | | | | | | | | |
| | Rainfall (mm) | 4 | 5 | 8 | 6 | 5 | 6 | 14 | 18 | 18 | 22 | 25 | 35 | 41 | 53 | 49 | 69 | 67 | 85 | 105 | 130 | 126 | 129 | 92 | 112 | 115 | 100 | 93 | 96 | 82 | 81 | 1 | | | | | | | | | | | | |
| | Max. Temp. (°C) | 27.8 | 28.9 | 29.7 | 30.7 | 31.7 | 32.7 | 33.0 | 32.9 | 33.3 | 33.7 | 33.5 | 33.5 | 33.6 | 33.4 | 33.4 | 33.2 | 33.3 | 32.8 | 31.9 | 31.3 | 31.0 | 31.0 | 31.1 | 30.8 | 31.0 | 31.2 | 31.2 | 31.0 | 31.5 | 31.5 | 25.2 | | | | | | | | | | | | |
| | Min. Temp. (°C) | 14.6 | 16.2 | 16.9 | 18.3 | 19.5 | 20.5 | 22.1 | 22.8 | 23.7 | 24.0 | 24.6 | 24.4 | 24.4 | 25.1 | 25.2 | 25.7 | 26.0 | 26.1 | 26.0 | 26.0 | 26.0 | 26.0 | 26.0 | 26.0 | 25.9 | 26.0 | 26.0 | 26.0 | 26.0 | 26.0 | 12.5 | | | | | | | | | | | | |
| | RHmax (%) | 97.1 | 97.0 | 97.0 | 96.7 | 97.1 | 96.7 | 96.5 | 96.5 | 96.6 | 96.4 | 96.0 | 96.0 | 96.1 | 96.2 | 96.1 | 96.2 | 96.5 | 96.4 | 96.6 | 97.0 | 97.3 | 97.4 | 97.4 | 97.4 | 97.6 | 97.4 | 97.3 | 97.2 | 97.3 | 97.3 | 97.8 | | | | | | | | | | | | |
| | RHMin (%) | 44.8 | 46.2 | 45.1 | 44.9 | 45.2 | 45.3 | 50.7 | 54.4 | 58.0 | 59.8 | 61.9 | 62.5 | 64.2 | 65.9 | 67.5 | 69.6 | 70.9 | 73.2 | 76.9 | 79.2 | 80.6 | 80.7 | 79.4 | 81.0 | 80.0 | 78.9 | 78.6 | 79.0 | 77.6 | 77.4 | 49.3 | | | | | | | | | | | | |
| | SShr (hrs) | 52.3 | 51.7 | 52.0 | 53.7 | 54.0 | 54.3 | 52.3 | 50.7 | 53.0 | 51.3 | 54.7 | 51.7 | 49.0 | 48.0 | 46.0 | 37.3 | 37.3 | 30.7 | 23.0 | 21.3 | 20.3 | 20.3 | 23.3 | 21.0 | 25.3 | 26.0 | 25.7 | 26.0 | 27.3 | 29.0 | 44.0 | | | | | | | | | | | | |
| Phenological Stages |  | | | | | | | | | | | | | |  | | | | | | |  | | | |  | | |  | | | | | | | | | | | | | | | |
| | Seedling (Sucker) stage | Vegetative (Vigorous growth) stage | | | | | | | Flower bud burst stage | | | | Fruit formation stage | | | Fruit development maturity & harvesting stage | | | | | | | | | | | | | | | | | | | | | | | | | | | | |
| Insect's life cycle |  | | | | | | | | | | | | | |  | | | |  | |  | |  | | | |  | | | |  | |  | |  | |  | | | |  | |  | |
| | Egg | Larva | | | | Pupa | | Adult | | Egg | Larva | | | | Pupa | | Adult | | Egg | Larva | | | | Pupa | | Adult | | | | | | | | | | | | | | | | | | |

