









**Jackfruit Disease Weather Calendar: Dinajpur Region (Districts: Dinajpur, Thakurgaon and Panchagarh) Bangladesh, Disease: Gummosis**

	Region: Dinajpur	Jackfruit																										Duration: 224-230 days																																																																					
	Months	December				January				February				March				April				May				June		July																																																																					
Weather warming	Max. Temp. (°C)	>23° C																																																																																															
	Min. Temp. (°C)	>10.5° C																																																																																															
	RHmax (%)	> 90 %																																																																																															
	RHMin (%)	> 40 %																																																																																															
	Rainfall (mm)	> 2 mm																																																																																															
	Std.Week	49	50	51	52	1	2	3	4	5	6	7	8	9	10	11	12	13	14	15	16	17	18	19	20	21	22	23	24	25	26																																																																		
Weekly normal weather	Rainfall (mm)	0	3	0	4	2	2	3	2	1	2	3	1	1	1	4	2	7	8	8	25	23	31	36	57	55	73	57	77	111	96																																																																		
	Max. Temp. (°C)	27.0	25.4	24.9	23.9	22.6	22.4	23.0	23.7	25.0	25.9	26.7	27.7	28.6	30.1	31.1	32.0	32.1	33.0	33.4	33.0	32.4	32.3	32.9	33.0	33.0	33.4	33.3	33.0	32.3	32.4																																																																		
	Min. Temp. (°C)	13.3	12.9	12.0	10.9	10.7	10.3	10.0	10.6	11.1	12.1	13.6	14.1	15.0	16.1	17.1	18.6	19.7	20.4	21.1	22.0	22.0	22.3	22.9	23.6	24.0	24.4	25.0	25.1	25.6	26.0																																																																		
	RHmax (%)	96.1	96.4	96.3	96.6	96.7	96.3	96.4	95.9	94.7	94.0	93.4	92.0	90.6	88.9	87.6	86.0	87.1	86.6	87.4	89.4	91.1	92.3	92.0	92.1	92.4	92.7	93.4	93.9	94.7	94.4																																																																		
	RHMin (%)	49.0	52.9	52.7	54.0	55.1	53.7	52.4	50.4	47.7	43.1	42.4	40.9	38.4	35.3	35.1	36.4	43.3	40.9	43.4	50.9	53.7	57.6	57.3	59.3	62.4	62.3	65.4	67.7	71.4	71.6																																																																		
	SShr (hrs)	48.0	42.0	41.0	37.0	34.0	34.0	37.0	41.0	44.0	46.0	52.0	54.0	57.0	59.0	59.0	55.0	49.0	52.0	55.0	49.0	50.0	49.0	51.0	48.0	44.0	42.0	40.0	35.0	27.0	31.0																																																																		
Stages																																																																																																	
	Inflorescence Emergence		Flowering				Fruit Development				Fruit Development				Fruit Development				Fruit Maturation/Ripening																																																																														
	 <p align="center">Gummosis</p>																																																																																																
	<table border="1"> <tr> <td></td><td></td><td></td><td></td><td></td><td></td><td></td><td></td><td></td><td></td><td></td><td></td><td></td><td></td><td></td><td></td><td></td><td></td><td></td><td></td><td></td><td></td><td></td><td></td><td></td><td></td><td></td><td></td><td></td><td></td><td></td><td></td><td></td><td></td> </tr> <tr> <td></td><td></td><td></td><td></td><td></td><td></td><td></td><td></td><td></td><td></td><td></td><td></td><td></td><td></td><td></td><td></td><td></td><td></td><td></td><td></td><td></td><td></td><td></td><td></td><td></td><td></td><td></td><td></td><td></td><td></td><td></td><td></td><td></td><td></td><td></td> </tr> </table>																																																																																																