**Jackfruit Pest Weather Calendar: Chittagong Region** (Districts: Chattogram, Lakshmipur, Coxsbazar, Noakhali and Feni) **Bangladesh, Pest:** Shoot and fruit borer

| | Region: Chittagong | Jackfruit | | | | | | | | | | | | | | | | | | | | | | | | | | | | | Duration: 224-230 days |
|---|---|---|---|---|---|---|---|---|---|---|---|---|---|---|---|---|---|---|---|---|---|---|---|---|---|---|---|---|---|---|---|
| Weather warning | Months | December | | | | January | | | | February | | | | March | | | | April | | | | May | | | | June | | | | | July |
| | Max. Temp. (°C) | >26° C | | | | | | | | | | | | | | | | | | | | | | | | | | | | | |
| | Min. Temp. (°C) | >14.5° C | | | | | | | | | | | | | | | | | | | | | | | | | | | | | |
| | RHmax (%) | > 90 % | | | | | | | | | | | | | | | | | | | | | | | | | | | | | |
| | RHMin (%) | > 42 % | | | | | | | | | | | | | | | | | | | | | | | | | | | | | |
| | Rainfall (mm) | > 2 mm | | | | | | | | | | | | | | | | | | | | | | | | | | | | | |
| Weekly normal weather | Std.Week | 49 | 50 | 51 | 52 | 1 | 2 | 3 | 4 | 5 | 6 | 7 | 8 | 9 | 10 | 11 | 12 | 13 | 14 | 15 | 16 | 17 | 18 | 19 | 20 | 21 | 22 | 23 | 24 | 25 | 26 |
| | Rainfall (mm) | 1 | 4 | 2 | 2 | 0 | 1 | 1 | 1 | 2 | 1 | 2 | 8 | 5 | 5 | 6 | 13 | 21 | 21 | 27 | 34 | 36 | 63 | 61 | 70 | 89 | 88 | 119 | 161 | 181 | 197 |
| | Max. Temp. (°C) | 28.6 | 27.8 | 26.9 | 26.6 | 26.5 | 26.1 | 26.6 | 26.9 | 27.7 | 28.7 | 29.3 | 29.8 | 30.6 | 31.2 | 32.0 | 32.0 | 31.8 | 32.1 | 32.6 | 32.7 | 32.9 | 32.8 | 32.9 | 32.8 | 32.5 | 32.3 | 32.1 | 31.5 | 31.3 | 30.9 |
| | Min. Temp. (°C) | 17.0 | 16.3 | 15.3 | 14.9 | 14.1 | 13.9 | 14.1 | 14.1 | 14.9 | 15.8 | 16.9 | 17.6 | 18.8 | 19.8 | 20.7 | 21.8 | 22.7 | 23.5 | 24.0 | 24.4 | 24.5 | 24.5 | 24.8 | 25.2 | 25.2 | 25.6 | 25.6 | 25.4 | 25.4 | 25.2 |
| | RHmax (%) | 94.4 | 94.2 | 94.4 | 94.1 | 93.8 | 93.1 | 92.9 | 91.6 | 91.0 | 90.6 | 90.4 | 91.0 | 90.8 | 91.1 | 91.3 | 93.0 | 93.0 | 93.3 | 92.9 | 92.6 | 92.8 | 92.9 | 93.3 | 93.5 | 93.9 | 94.0 | 94.9 | 95.3 | 95.1 | 95.9 |
| | RHMin (%) | 49.5 | 50.0 | 50.3 | 49.1 | 48.2 | 47.1 | 44.9 | 42.3 | 43.6 | 41.2 | 43.3 | 43.9 | 44.8 | 46.6 | 47.4 | 54.0 | 58.2 | 60.1 | 60.5 | 61.6 | 62.0 | 62.3 | 64.1 | 66.1 | 68.9 | 70.2 | 71.9 | 74.8 | 75.3 | 77.3 |
| | SShr (hrs) | 54.8 | 52.8 | 50.8 | 51.3 | 53.3 | 50.8 | 53.8 | 56.5 | 56.3 | 57.8 | 57.5 | 58.5 | 60.3 | 59.3 | 56.8 | 57.0 | 52.8 | 56.0 | 56.0 | 54.8 | 55.3 | 52.8 | 55.0 | 48.0 | 42.8 | 40.3 | 36.8 | 28.0 | 28.0 | 25.3 |
| Stages | | Inflorescence Emergence | | | | Flowering | | | | Fruit Development | | | | | | | | | | | | | | Fruit Maturation/Ripening | | | | | | |
| Insect's life cycle | | Egg Larva | | | Pupa | Adult | |  Egg | Larva | | Pupa |  Adult | Egg | Larva | |  Pupa | Adult | | | | | | | | | | | | | |
| | | | | | | | | | | | | | | | | | | | | | | | | | | | | | | | |