






Papaya Disease Weather Calendar: Jashore Region (Districts: Jashore, Kushtia, Chuadanga, Jhenaidah, Meherpur, Magura) **Bangladesh Disease: leaf curl virus**

| Region: Khulna | | Papaya | | | | | | | | | | | | | | | | | | | | | | | | | | | | Duration: 365-373 days | | | |
|-----------------|---|--|------|------|--|-------|------|------|------|-------|------|------|---|------|------|------|---|------|------|------|------|------|------|------|------|--------|------|------|------|------------------------|------|--|--|
| Weather warning | Months | Feb. | | | | March | | | | April | | | | May | | | | June | | | | July | | | | August | | | | September- February | | | |
| | Max. Temp. (°C) | > 34 °C | | | | | | | | | | | | | | | | | | | | | | | | | | | | | | | |
| | Min. Temp. (°C) | > 23 °C | | | | | | | | | | | | | | | | | | | | | | | | | | | | | | | |
| | RHmax (%) | > 92% | | | | | | | | | | | | | | | | | | | | | | | | | | | | | | | |
| | RHMin (%) | > 44% | | | | | | | | | | | | | | | | | | | | | | | | | | | | | | | |
| | Rainfall (mm) | > 22 mm | | | | | | | | | | | | | | | | | | | | | | | | | | | | | | | |
| Weekly normal | Std.Week | 12 | 13 | 14 | 15 | 16 | 17 | 18 | 19 | 20 | 21 | 22 | 23 | 24 | 25 | 26 | 27 | 28 | 29 | 30 | 31 | 32 | 33 | 34 | 35 | 36 | 37 | 38 | 39 | 40 | -12 | | |
| | Rainfall (mm) | 12 | 12 | 12 | 7 | 13 | 22 | 29 | 31 | 36 | 45 | 39 | 50 | 55 | 81 | 73 | 82 | 72 | 84 | 73 | 64 | 56 | 68 | 49 | 51 | 53 | 68 | 59 | 70 | 45 | 12 | | |
| | Max. Temp. (°C) | 34.7 | 34.6 | 35.5 | 36.1 | 36.5 | 36.3 | 36.0 | 36.0 | 35.9 | 35.5 | 35.6 | 35.3 | 34.0 | 33.3 | 33.0 | 32.7 | 32.9 | 32.7 | 32.7 | 33.0 | 32.8 | 32.7 | 33.1 | 33.3 | 32.9 | 32.9 | 33.0 | 33.2 | 33.2 | 34.7 | | |
| | Min. Temp. (°C) | 20.8 | 21.8 | 22.8 | 23.5 | 24.1 | 24.2 | 24.2 | 25.2 | 25.0 | 25.5 | 26.0 | 26.2 | 26.2 | 26.1 | 26.2 | 26.0 | 26.1 | 26.2 | 26.2 | 26.0 | 26.2 | 26.0 | 26.1 | 26.0 | 26.0 | 26.0 | 26.0 | 25.3 | 25.1 | 20.8 | | |
| | RHmax (%) | 92.1 | 92.4 | 92.4 | 92.9 | 92.4 | 92.3 | 92.8 | 92.7 | 93.1 | 93.6 | 94.0 | 94.1 | 94.8 | 95.7 | 96.0 | 96.1 | 96.1 | 96.1 | 96.1 | 96.0 | 96.2 | 96.5 | 96.2 | 96.2 | 96.4 | 96.6 | 96.3 | 96.6 | 96.5 | 92.1 | | |
| | RHMin (%) | 36.7 | 42.0 | 41.5 | 41.6 | 44.3 | 46.9 | 49.9 | 51.7 | 54.8 | 58.7 | 60.0 | 62.1 | 67.5 | 71.7 | 73.5 | 74.4 | 73.4 | 74.6 | 73.4 | 72.6 | 73.0 | 73.0 | 71.7 | 71.0 | 71.5 | 70.8 | 69.7 | 67.7 | 67.0 | 36.7 | | |
| SShr (hrs) | 53.0 | 51.5 | 55.5 | 54.5 | 54.5 | 55.5 | 54.0 | 51.5 | 52.5 | 46.5 | 45.5 | 41.5 | 32.0 | 26.5 | 26.0 | 24.5 | 29.0 | 25.0 | 29.5 | 32.5 | 30.0 | 28.0 | 30.5 | 32.5 | 31.5 | 33.0 | 32.5 | 38.5 | 40.0 | 53.0 | | | |
| Stages |  | | | |  | | | | | | | |  | | | |  | | | | | | | | | | | | | | | | |
| | Seedling raising & transplantation | | | | Vegetative stage | | | | | | | | Flowering Stage | | | | Fruit production and Harvesting | | | | | | | | | | | | | | | | |
| | |  | | | | | | | | | | | | | | | | | | | | | | | | | | | | | | | |
| | | <div style="text-align: center;">leaf curl virus</div> | | | | | | | | | | | | | | | | | | | | | | | | | | | | | | | |
| | | | | | | | | | | | | | | | | | | | | | | | | | | | | | | | | | |