




Litchi Disease Weather Calendar: Jashore Region (Districts: Jashore, Kushtia, Chuadanga, Jhenaidah, Meherpur, Magura) **Disease:** Bacterial Leaf Blight

| Region: Jashore | | Litchi | | | | | | | | | | | | | | | | | | | | Duration: 168 days | | | | | | | | | |
|-----------------------|---|---------|------|------|------|------|----------|--------------------------|------|-----------------------------|------|-------|--|------|-----------------------|------|-------|------|------|-------------------------------|------|--------------------|------|------|------|--|------|--|--|--|--|
| Weather warning | Months | January | | | | | February | | | | | March | | | | | April | | | | | May | | | | | June | | | | |
| | Max. Temp. (°C) | >32.0°C | | | | | | | | | | | | | | | | | | | | | | | | | | | | | |
| | Min. Temp. (°C) | >18.0°C | | | | | | | | | | | | | | | | | | | | | | | | | | | | | |
| | RHmax (%) | >92% | | | | | | | | | | | | | | | | | | | | | | | | | | | | | |
| | RHMin (%) | >38% | | | | | | | | | | | | | | | | | | | | | | | | | | | | | |
| | Rainfall (mm) | >10 mm | | | | | | | | | | | | | | | | | | | | | | | | | | | | | |
| Weekly normal weather | Std.Week/Normal | 1 | 2 | 3 | 4 | 5 | 6 | 7 | 8 | 9 | 10 | 11 | 12 | 13 | 14 | 15 | 16 | 17 | 18 | 19 | 20 | 21 | 22 | 23 | 24 | | | | | | |
| | Rainfall (mm) | 0.5 | 1.5 | 2.5 | 3.0 | 6.5 | 5.0 | 4.5 | 8.0 | 4.0 | 2.5 | 4.5 | 11.5 | 12.0 | 11.5 | 7.0 | 12.5 | 21.5 | 28.5 | 30.5 | 36.0 | 44.5 | 38.5 | 49.5 | 54.5 | | | | | | |
| | Max. Temp. (°C) | 24.5 | 24.5 | 25.1 | 25.6 | 26.6 | 27.8 | 28.9 | 30.0 | 31.0 | 32.4 | 33.6 | 34.7 | 34.6 | 35.5 | 36.1 | 36.5 | 36.3 | 36.0 | 36.0 | 35.9 | 35.5 | 35.6 | 35.3 | 34.0 | | | | | | |
| | Min. Temp. (°C) | 10.9 | 10.7 | 11.0 | 10.8 | 12.0 | 13.3 | 14.7 | 15.6 | 16.4 | 17.7 | 19.0 | 20.8 | 21.8 | 22.8 | 23.5 | 24.1 | 24.2 | 24.2 | 25.2 | 25.0 | 25.5 | 26.0 | 26.2 | 26.2 | | | | | | |
| | RHmax (%) | 95.4 | 95.3 | 95.3 | 94.9 | 94.9 | 94.2 | 94.0 | 93.7 | 93.2 | 92.5 | 92.1 | 92.1 | 92.4 | 92.4 | 92.9 | 92.4 | 92.3 | 92.8 | 92.7 | 93.1 | 93.6 | 94.0 | 94.1 | 94.8 | | | | | | |
| | RHMin (%) | 49.6 | 47.9 | 47.0 | 44.7 | 44.2 | 42.2 | 41.0 | 39.3 | 36.5 | 35.4 | 34.9 | 36.7 | 42.0 | 41.5 | 41.6 | 44.3 | 46.9 | 49.9 | 51.7 | 54.8 | 58.7 | 60.0 | 62.1 | 67.5 | | | | | | |
| | SShr (hrs) | 41.0 | 42.5 | 44.5 | 48.0 | 47.5 | 49.5 | 50.0 | 54.5 | 55.0 | 54.0 | 55.0 | 53.0 | 51.5 | 55.5 | 54.5 | 54.5 | 55.5 | 54.0 | 51.5 | 52.5 | 46.5 | 45.5 | 41.5 | 32.0 | | | | | | |
| Stages |  | | | | | | | | | | | | | | | | | | | | | | | | | | | | | | |
| | Flower Bud Formation | | | | | | | Flower panicle emergence | | Flowering and Fruit setting | | | | | Fruit development | | | | | Fruit Maturity and Harvesting | | | | | | | | | | | |
| Disease |  | | | | | | | | | | | | | | | | | | | | | | | | | | | | | | |
| | | | | | | | | | | | | |  | | | | | | | | | | | | | | | | | | |
| | | | | | | | | | | | | | | | Bacterial leaf Blight | | | | | | | | | | | | | | | | |