





## Crop Weather Calendar of Jujubee (Boro): Chattogram Region (Districts: Chattogram, Lakshmipur, Coxsbazar, Noakhali and Feni) Bangladesh

Region: Chattogram	Jujubee (Boro)																								Duration: 224 days								
Months	July	August					September					October					November				December				January				February				Mar.
Std. Week/ Normal	30	31	32	33	34	35	36	37	38	39	40	41	42	43	44	45	46	47	48	49	50	51	52	1	2	3	4	5	6	7	8	9	
Rainfall (mm)	173	149	128	137	117	118	93	73	74	60	67	76	44	26	19	22	14	9	12	1	4	2	2	0	1	1	1	2	1	2	8	5	
Max. Temp. (°C)	30.9	31.1	31.2	31.0	31.3	31.3	31.4	31.9	31.9	32.1	32.2	31.9	32.1	31.9	31.5	31.2	30.5	29.9	29.0	28.6	27.8	26.9	26.6	26.5	26.1	26.6	26.9	27.7	28.7	29.3	29.8	30.6	
Min. Temp. (°C)	25.3	25.3	25.4	25.2	25.3	25.3	25.2	25.1	25.2	25.1	25.0	24.8	24.5	23.3	22.8	21.6	20.2	19.2	18.0	17.0	16.3	15.3	14.9	14.1	13.9	14.1	14.1	14.9	15.8	16.9	17.6	18.8	
Mean Temp. (°C)	28.1	28.2	28.3	28.1	28.3	28.3	28.3	28.5	28.5	28.6	28.6	28.3	28.3	27.6	27.1	26.4	25.3	24.6	23.5	22.8	22.1	21.1	20.8	20.3	20.0	20.4	20.5	21.3	22.2	23.1	23.7	24.7	
RHmax (%)	95.8	95.5	95.8	95.8	96.0	95.9	95.6	95.7	95.7	95.7	96.0	96.1	95.8	95.0	94.9	94.7	94.4	94.1	94.5	94.4	94.2	94.4	94.1	93.8	93.1	92.9	91.6	91.0	90.6	90.4	91.0	90.8	
RHMin (%)	76.3	75.2	75.4	75.9	74.3	74.2	73.4	72.2	71.5	70.2	69.9	68.8	66.7	62.2	62.2	58.1	55.4	52.0	50.8	49.5	50.0	50.3	49.1	48.2	47.1	44.9	42.3	43.6	41.2	43.3	43.9	44.8	
RHmean (%)	86.1	85.3	85.6	85.9	85.1	85.0	84.5	83.9	83.6	82.9	82.9	82.4	81.2	78.6	78.6	76.4	74.9	73.1	72.6	71.9	72.1	72.3	71.6	71.0	70.1	68.9	67.0	67.3	65.9	66.8	67.5	67.8	
SShr (hrs)	30.0	32.8	30.0	27.8	35.8	36.8	35.8	39.3	39.5	42.5	42.8	45.8	49.8	53.3	52.3	54.0	55.5	56.5	55.5	54.8	52.8	50.8	51.3	53.3	50.8	53.8	56.5	56.3	57.8	57.5	58.5	60.3	
WD (deg)	174	172	175	172	182	179	185	190	194	202	209	203	215	201	196	195	199	203	196	204	196	199	207	200	193	203	203	201	203	208	214	221	
WS(Km/hr)	10.3	10.0	9.9	9.7	9.3	9.1	8.6	8.3	7.6	7.4	6.8	6.7	6.9	6.2	6.0	5.9	5.6	6.1	5.9	5.1	5.7	5.8	6.2	6.6	6.9	6.8	7.0	7.1	7.3	7.7	7.9	8.6	
Phenological stages																																	
	Inflorescence emergence	Flowering & Fruit setting.										Fruit development										Fruit maturity and Harvesting.											

Congenial Weather Condition for Diseases	
Powdery Mildew	Temperature 20-29°C and relative humidity >65%
Anthraco	Temp 20-30°C for 12 h & relative humidity >65%
Leaf spot	Temperature 20-29°C and relative humidity >65%
Leaf rust	Temperature 20-30°C & relative humidity >65%
Shooty mold	Temperature 21-29°C and relative humidity >70%

Congenial weather for insect-pests	
Leaf Chafer beetle	Temp. 28.0 – 30.0°C, RH: 81-90%
Ber Nut weevil	Temp. 25.0 – 30.0°C, RH: 77 –90%
Fruit fly	Temp. 20-30°C RH 65-86%
Fruit borer	Temp. 21.0 – 30.0°C, RH:- 67-90%
White Spider mite	Temp. 25.0 – 30.0°C, RH:- 76-90%

Weather Warning	
Rainfall	> 35 mm
Cloudy Weather	Cloudy Weather
Relative Humidity	Maximum Humidity > 92% Minimum Humidity <67%
Hail storm	Hail storm
High wind	> 20 km/hr
Temperature	Max. Temp. > 33.0 °C and Min. Temp. < 16.0 °C