




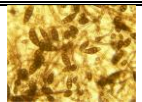
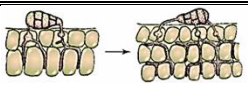







Crop disease weather calendar of the Rabi season Tomato (Early blight disease): Cumilla region (Districts: Cumilla, Chandpur, Brahmanbaria)

Region : Cumilla		Rabi season Tomato: Early blight disease																Duration : 120 to 150 days							
Weather warning	Month	September				October								November				December		January					
	Max. Temp. (°C)	30 °C																							
	Min. Temp. (°C)	24 °C																							
	RH Max (%)	90% or above (wet and humid condition)																							
	RH Min (%)	85%																							
	Rainfall (mm)	Moderate to heavy rainfall during growing stage																							
Weekly normal weather	Std. Week/Normal	36	37	38	39	40				41	42	43	44	45	46	47	48	49	50	51	52	01	02	03	04
	Rainfall (mm)	53	66.5	68	53	51				46.5	30.5	16	11.5	18	8.5	4	2.5	0	4.5	1	1.5	0	0	0	1.5
	Max. Temp. (°C)	32.8	32	32	32	32.3				31.9	31.8	31.2	31	30.5	29.8	29	28.2	27.7	26.5	25.8	25.4	24.7	24.5	25	25.4
	Min. Temp. (°C)	25.7	25.6	25.6	25.6	25.4				24.7	24.3	22.8	21.8	21	19.3	18.1	16.9	15.8	15	14.2	13.8	13	12.7	12.7	12.6
	RH max (%)	95.2	95.4	95.4	95.6	95.6				95.5	95.5	95.2	95.3	95.6	95.3	95.4	95.8	95.8	96.2	96	96	96	95.5	95.3	94.4
	RH min (%)	73.5	73.1	72.2	71.1	70.2				68.1	65.8	61.9	60.6	58.2	54.8	5.6	52.2	50.6	51.9	52.1	51.3	51.8	51.2	49.1	46.4
	SShr (hrs)	32	33	33.5	35	39				43	44.5	50.5	47	49.5	50	50.5	48.5	47.5	42.5	40.5	40	40	37	43.5	47
Stages																									
	Spouting and Seedling		Vegetative growth								Flowering and Fruiting				Harvesting										
Disease Life cycle																									
			Spore association with host	Spore germination		Germ tube formation & Penetration		Disease development		After occurrence of disease the disease cycle continued up to fruiting stage and harvesting stage															