





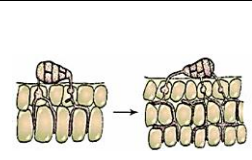






Crop disease weather calendar of the Rabi season Onion (Purple blotch disease): Rangpur Region (Districts: Rongpur, Lalmonirhat, Nilphamari, Kurigram, Gaibandha)
Bangladesh

| Rangpur Region | | Rabi season Onion: Purple blotch disease | | | | | | | | | | | Life span: 100-120 day | | | | | |
|-----------------------|---|--|---|------|---|---------|--|------|---|----------|---|------|---|--|------|------|------|------|
| Weather warning | Months | December | | | | January | | | | February | | | March | | | | | |
| | Max. Temp. (°C) | Warm temperature, 30 °C | | | | | | | | | | | | | | | | |
| | Min. Temp. (°C) | 21 °C | | | | | | | | | | | | | | | | |
| | RH Max (%) | Humidity 90% or above (wet and humid condition) | | | | | | | | | | | | | | | | |
| | RH Min (%) | 80% | | | | | | | | | | | | | | | | |
| | Rainfall (mm) | Moderate to heavy frequent rainfall and heavy dew during growing stage causes prolonged leaf wetness (12 hours or more) and forward disease development. | | | | | | | | | | | | | | | | |
| Weekly normal weather | Std.Week/Normal | 49 | 50 | 51 | 52 | 1 | 2 | 3 | 4 | 5 | 6 | 7 | 8 | 9 | 10 | 11 | 12 | 13 |
| | Rainfall (mm) | 0.0 | 2.5 | 0.0 | 2.5 | 1.0 | 2.5 | 2.0 | 1.0 | 1.0 | 1.5 | 3.5 | 1.5 | 2.5 | 1.0 | 2.5 | 5.5 | 18.5 |
| | Max. Temp. (°C) | 26.7 | 25.1 | 24.7 | 24.1 | 22.7 | 22.4 | 23.2 | 23.4 | 24.7 | 25.9 | 26.7 | 27.5 | 28.5 | 29.9 | 30.8 | 31.6 | 31.4 |
| | Min. Temp. (°C) | 14.2 | 13.5 | 12.5 | 11.5 | 10.9 | 10.4 | 10.8 | 10.8 | 11.8 | 12.7 | 13.7 | 14.4 | 15.3 | 16.1 | 17.3 | 18.4 | 19.5 |
| | RHmax (%) | 95.0 | 95.4 | 95.8 | 96.1 | 96.0 | 96.0 | 95.8 | 95.7 | 95.5 | 94.3 | 93.7 | 92.9 | 91.4 | 89.8 | 88.7 | 88.1 | 87.7 |
| | RHMin (%) | 53.5 | 56.2 | 56.2 | 55.2 | 58.5 | 57.8 | 56.2 | 54.2 | 51.6 | 48.0 | 47.1 | 45.3 | 42.8 | 39.6 | 40.8 | 42.5 | 48.8 |
| | SShr (hrs) | 49.5 | 41.5 | 42.5 | 40.0 | 36.0 | 36.5 | 39.5 | 41.0 | 44.0 | 48.5 | 50.0 | 51.5 | 56.5 | 57.5 | 57.0 | 54.0 | 49.0 |
| Stages |  | | | |  | | | |  | | | | |  | | | | |
| | Seedling raising & Transplanting | | | | vegetative growth | | | | Flowering & fruiting | | | | | Harvesting | | | | |
| Disease Life cycle |  | |  | |  | |  | |  | |  | |  | | | | | |
| | Spore association with host | | Spore germination | | Germ tube formation & Penetration | | Disease development | | After occurrence of disease the disease cycle continued up to bulb formation stage | | | | | | | | | |