

















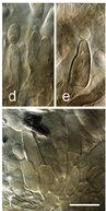
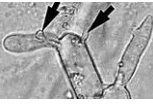







Crop disease weather calendar of the Rabi season Chili (Anthracnose disease): Cumilla Region (Districts: Cumilla, Chandpur, B.Baria) Bangladesh

Cumilla Region		Rabi season Chilli: Anthracnose disease													Life span: 120-130 days												
Weather warning	Months	October					November					December			January			February			March						
	Max. Temp. (°C)	28 °C to 32 °C for disease development																									
	Min. Temp. (°C)	22 °C to 25 °C for disease development																									
	RH Max (%)	Initial infection required 95% or above relative humidity for 24 hrs.																									
	RH Min (%)	80%																									
	Rainfall (mm)	Frequent rainy and warm weather alone with prolonged leaf wetness favored disease development																									
Weekly normal weather	Std.Week/Normal	40	41	42	43	44	45	46	47	48	49	50	51	52	1	2	3	4	5	6	7	8	9	10	11	12	13
	Rainfall (mm)	51.0	46.5	30.5	16.0	11.5	18.0	8.5	4.0	2.5	0.0	4.5	1.0	1.5	0.0	0.0	0.0	1.5	3.0	3.0	6.0	7.5	4.5	7.0	9.0	19.0	27.0
	Max. Temp. (°C)	32.3	31.9	31.8	31.2	31.0	30.5	29.8	29.0	28.2	27.7	26.5	25.8	25.4	24.7	24.5	25.0	25.4	16.2	27.3	28.1	29.1	29.8	30.9	32.0	32.2	32.5
	Min. Temp. (°C)	25.4	24.7	24.3	22.8	21.8	21.0	19.3	18.1	16.9	15.8	15.0	14.2	13.4	13.0	12.7	12.7	12.6	14.2	14.5	16.2	16.7	18.1	19.2	19.9	21.5	22.0
	RHmax (%)	95.6	95.7	95.5	95.2	95.3	95.6	95.3	95.4	95.8	95.8	96.2	96.0	96.0	96.0	95.5	95.3	94.4	94.6	94.4	93.9	94.1	93.9	93.9	93.5	93.7	94.0
	RHMin (%)	70.2	68.1	65.8	61.9	60.6	58.2	54.8	52.6	52.2	50.6	51.9	52.1	51.3	51.8	51.2	49.1	46.4	47.7	45.2	46.8	46.1	46.8	47.4	47.7	52.6	55.9
	SShr (hrs)	39.0	43.0	44.5	50.5	47.0	49.5	50.0	50.5	48.5	47.5	42.5	40.5	40.0	40.0	37.0	43.5	47.0	47.0	50.0	49.5	50.5	52.5	52.5	52.5	51.0	48.5
Stage																											
		Spouting & Seedling					vegetative growth					Flowering & fruiting					Harvesting										
Disease life cycle																											
		Spore landing		Spore germination		penetration		Disease development		After occurrence of disease the disease cycle continued up to fruiting stage and harvesting stage																	

Crop disease weather calendar of the Rabi season Chili (Anthracnose disease): Cumilla Region (Districts: Cumilla, Chandpur, B.Barria) Bangladesh

Cumilla Region		Rabi season Chilli: Anthracnose disease																								Life span: 170-180 days		
Weather warning	Months	March					April					May					June					July					August	
	Max. Temp. (°C)	28 °C to 32 °C for disease development																										
	Min. Temp. (°C)	22 °C to 25 °C for disease development																										
	RH Max (%)	Initial infection required 95% or above relative humidity for 24 hrs.																										
	RH Min (%)	80%																										
Weekly normal	Rainfall (mm)	Frequent rainy and warm weather alone with prolonged leaf wetness favored disease development																										
	Std.Week/Normal	10	11	12	13	14	15	16	17	18	19	20	21	22	23	24	25	26	27	28	29	30	31	32	33	34	35	
	Rainfall (mm)	7.0	9.0	19.0	27.0	25.5	23.0	33.0	42.0	54.5	63.5	66.0	71.0	80.0	74.0	98.5	88.5	97.5	96.0	88.0	107.0	95.0	84.0	66.5	82.5	73.0	66.0	
	Max. Temp. (°C)	30.9	32.0	32.2	32.5	32.5	33.0	33.2	33.1	32.9	33.2	33.2	32.9	33.1	32.7	31.9	31.9	31.4	31.2	31.5	31.3	31.5	32.0	32.0	31.9	32.0	32.0	
	Min. Temp. (°C)	19.2	19.9	21.5	22.0	23.1	23.5	23.7	23.5	23.7	24.3	24.7	25.2	25.6	25.8	25.7	26.0	26.0	26.0	26.0	25.7	26.0	25.9	26.0	26.0	26.0	25.9	
	RHmax (%)	93.9	93.5	93.7	94.0	94.1	93.8	93.9	94.1	94.2	94.0	94.5	94.3	94.6	95.0	95.0	95.2	95.2	95.4	95.0	95.5	95.3	94.9	94.8	94.9	95.3	95.0	
	RHMin (%)	47.4	47.7	52.6	55.9	58.7	59.6	60.9	61.7	63.0	63.5	64.8	66.7	69.0	70.9	73.9	75.1	76.8	76.8	75.9	76.6	75.2	74.2	73.9	74.8	74.0	73.4	
SShr (hrs)	52.5	52.5	51.0	48.5	51.0	52.0	52.5	51.0	47.5	47.5	46.5	41.0	38.0	36.0	26.5	29.0	26.0	23.5	30.0	26.5	31.0	30.0	31.5	32.0	30.5	34.5		
Stage																												
	Spouting & Seedling							vegetative growth							Flowering & fruiting							Harvesting						
Disease Life cycle																												
	Spore landing		Spore germination		penetration		Disease development		After occurrence of disease the disease cycle continued up to fruiting stage and harvesting stage																			