










Crop disease weather calendar of the Rabi season Garlic (**Basal rot disease**): **Dhaka Region** (Districts: Dhaka, Tangail, Gazipur, Narsingdi, Narayanganj, Munshiganj, Manikgonj) **Bangladesh**

| Dhaka Region          |  | Rabi season Garlic: Basal rot disease  |  |      |   |  |  |      |   |      |   |         |      |      |      |   |          |      |      |      |      | Life cycle of crop: 140-150 days |  |  |
|-----------------------|--|--|--|------|---|--|--|------|---|------|---|---------|------|------|------|---|----------|------|------|------|------|----------------------------------|--|--|
| Weather warning       | Months   | November   |  |      |   |  | December   |      |   |      |   | January |      |      |      |   | February |      |      |      |      | March                            |  |  |
|                       | Max. Temp. (°C)  | Atmospheric temperature 30°C; Max. soil temperature: 28°C along with high soil moisture; high temperature and drought increases the disease incidence. |  |      |   |  |  |      |   |      |   |         |      |      |      |   |          |      |      |      |      |                                  |  |  |
|                       | Min. Temp. (°C)  | Atmospheric temperature 25°C; Minimum soil temperature: 25 °C along with high soil moisture  |  |      |   |  |  |      |   |      |   |         |      |      |      |   |          |      |      |      |      |                                  |  |  |
|                       | RH Max (%)   | Relative humidity is above 70%.  |  |      |   |  |  |      |   |      |   |         |      |      |      |   |          |      |      |      |      |                                  |  |  |
|                       | RH Min (%)   |  |  |      |   |  |  |      |   |      |   |         |      |      |      |   |          |      |      |      |      |                                  |  |  |
|                       | Rainfall (mm)  |  |  |      |   |  |  |      |   |      |   |         |      |      |      |   |          |      |      |      |      |                                  |  |  |
| Weekly normal weather | Std. Week/Normal   | 44   | 45   | 46   | 47  | 48   | 49   | 50   | 51  | 52   | 1   | 2       | 3    | 4    | 5    | 6   | 7        | 8    | 9    | 10   | 11   | 12                               |  |  |
|                       | Rainfall (mm)  | 12.5   | 10.0   | 6.0  | 1.5   | 4.5  | 1.5  | 4.5  | 1.0   | 3.5  | 1.0   | 0.0     | 0.0  | 0.5  | 3.5  | 3.5   | 2.5      | 12.0 | 3.5  | 4.0  | 9.5  | 13.5                             |  |  |
|                       | Max. Temp. (°C)  | 30.9   | 30.6   | 29.8 | 29.0  | 28.3   | 27.6   | 26.2 | 25.5  | 24.8 | 24.0  | 23.9    | 24.5 | 25.0 | 26.2 | 27.2  | 28.3     | 28.9 | 30.0 | 31.5 | 32.3 | 33.4                             |  |  |
|                       | Min. Temp. (°C)  | 21.5   | 20.5   | 18.7 | 17.7  | 16.1   | 15.5   | 14.7 | 13.5  | 12.9 | 12.4  | 12.0    | 12.0 | 12.1 | 13.6 | 14.3  | 15.5     | 16.5 | 17.5 | 18.6 | 19.8 | 19.8                             |  |  |
|                       | RHmax (%)  | 94.5   | 95.0   | 94.7 | 94.6  | 94.3   | 94.8   | 95.3 | 95.1  | 95.0 | 94.6  | 94.3    | 93.8 | 93.4 | 92.4 | 92.1  | 91.7     | 91.1 | 90.0 | 89.9 | 89.2 | 89.6                             |  |  |
|                       | RHMin (%)  | 54.6   | 51.5   | 49.3 | 47.5  | 46.3   | 47.6   | 49.4 | 49.8  | 49.1 | 50.3  | 48.8    | 46.2 | 43.3 | 42.3 | 39.4  | 39.7     | 38.9 | 36.0 | 35.5 | 35.9 | 38.9                             |  |  |
|                       | SShr (hrs)   | 49.5   | 51.5   | 51.5 | 52.0  | 51.5   | 48.5   | 46.5 | 44.5  | 44.5 | 42.5  | 42.5    | 45.0 | 49.0 | 49.5 | 51.5  | 53.0     | 54.5 | 56.0 | 55.0 | 58.0 | 55.5                             |  |  |
| Stage                 |   |  |  |      |   |  |  |      |   |      |  |         |      |      |      |  |          |      |      |      |      |                                  |  |  |
|                       | Germination and Seedling Planting  |  |  |      |   | Vegetative Growth  |  |      |   |      | Flowering & Fruiting  |         |      |      |      | Harvesting  |          |      |      |      |      |                                  |  |  |
| Disease Life Cycle    |  |  |  |      |  |  |  |      |                 |      |   |         |      |      |      |   |          |      |      |      |      |                                  |  |  |
|                       | Spore landing  |  | Spore germination  |      | Penetration   |  | Disease development  |      | Spore landing on host surface to Disease development process continued over the crop growing period |      |   |         |      |      |      |   |          |      |      |      |      |                                  |  |  |