





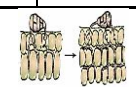




Crop disease weather calendar of the Rabi season Gurlic (**Blight disease**): Cumilla Region (Districts: Cumilla, Chandpur, B.Barria) Bangladesh

Region: Cumilla		Rabi season Garlic: Blight disease																	Life cycle of crop: 140-150			
Weather warning	Months	October					November					December					January			February		
	Max. Temp. (°C)	28°C																				
	Min. Temp. (°C)	16°C																				
	RH Max (%)	90% above; leaf surface remains with for more than 24 hours or at least 6 hours of leaf wetness																				
	RH Min (%)	85%																				
	Rainfall (mm)	Cloudy rainy weather in the crop stand																				
Weekly normal weather	Std.Week/Normal	40	41	42	43	44	45	46	47	48	49	50	51	52	1	2	3	4	5	6	7	8
	Rainfall (mm)	51.0	46.5	30.5	16.0	11.5	18.0	8.5	4.0	2.5	0.0	4.5	1.0	1.5	0.0	0.0	0.0	1.5	3.0	3.0	6.0	7.5
	Max. Temp. (°C)	32.3	31.9	31.8	31.2	31.0	30.5	29.8	29.0	28.2	27.7	26.5	25.8	25.4	24.7	24.5	25.0	25.4	16.2	27.3	28.1	29.1
	Min. Temp. (°C)	25.4	24.7	24.3	22.8	21.8	21.0	19.3	18.1	16.9	15.8	15.0	14.2	13.4	13.0	12.7	12.7	12.6	14.2	14.5	16.2	16.7
	RHmax (%)	95.6	95.7	95.5	95.2	95.3	95.6	95.3	95.4	95.8	95.8	96.2	96.0	96.0	96.0	95.5	95.3	94.4	94.6	94.4	93.9	94.1
	RHMin (%)	70.2	68.1	65.8	61.9	60.6	58.2	54.8	52.6	52.2	50.6	51.9	52.1	51.3	51.8	51.2	49.1	46.4	47.7	45.2	46.8	46.1
	SShr (hrs)	39.0	43.0	44.5	50.5	47.0	49.5	50.0	50.5	48.5	47.5	42.5	40.5	40.0	40.0	37.0	43.5	47.0	47.0	50.0	49.5	50.5
Stage																						
	Germination and Seedling Planting		Vegetative Growth					Flowering & Fruiting					Harvesting									
Disease Life Cycle																						
	Spore association with host		Spore germination		Germ tube formation & Penetration		Disease development		After occurrence of disease the disease cycle continued up to clove formation stage													