





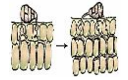




Crop disease weather calendar of the Rabi season Garlic (**Blight disease**): Jessore Region (Districts: Jessore, Chuadanga, Meherpur, Jinaidaha, Magura, Kustia) Bangladesh

| Region: Jessore | | Rabi season Garlic: Blight disease | | | | | | | | | | Life cycle of crop, 140-150 | | | | | | | | | | | | | | |
|-----------------------|---|---|------|---|------|---|----------|--|------|---|------|--|------|------|------|------|---|------|------|------|------|---|------|--|--|--|
| Weather warning | Months | November | | | | | December | | | | | January | | | | | February | | | | | March | | | | |
| | Max. Temp. (°C) | 28°C | | | | | | | | | | | | | | | | | | | | | | | | |
| | Min. Temp. (°C) | 16°C | | | | | | | | | | | | | | | | | | | | | | | | |
| | RH Max (%) | 90% above; leaf surface remains with for more than 24 hours or at least 6 hours of leaf wetness | | | | | | | | | | | | | | | | | | | | | | | | |
| | RH Min (%) | 85% | | | | | | | | | | | | | | | | | | | | | | | | |
| | Rainfall (mm) | Cloudy rainy weather in the crop stand | | | | | | | | | | | | | | | | | | | | | | | | |
| Weekly normal weather | Std.Week/Normal | 44 | 45 | 46 | 47 | 48 | 49 | 50 | 51 | 52 | 1 | 2 | 3 | 4 | 5 | 6 | 7 | 8 | 9 | 10 | 11 | 12 | 13 | | | |
| | Rainfall (mm) | 9.0 | 8.0 | 7.5 | 1.0 | 2.0 | 1.5 | 4.0 | 0.0 | 3.5 | 0.5 | 1.5 | 2.5 | 3.0 | 6.5 | 5.0 | 4.5 | 8.0 | 4.0 | 2.5 | 4.5 | 11.5 | 12.0 | | | |
| | Max. Temp. (°C) | 31.1 | 31.1 | 30.3 | 29.6 | 28.5 | 27.7 | 26.6 | 25.7 | 25.2 | 24.5 | 24.5 | 25.1 | 25.6 | 26.6 | 27.8 | 28.9 | 30.0 | 31.0 | 32.4 | 33.6 | 34.7 | 34.6 | | | |
| | Min. Temp. (°C) | 20.7 | 19.4 | 18.0 | 16.7 | 15.1 | 14.0 | 13.4 | 12.3 | 11.4 | 10.9 | 10.7 | 11.0 | 10.8 | 12.0 | 13.3 | 14.7 | 15.6 | 16.4 | 17.7 | 19.0 | 20.8 | 21.8 | | | |
| | RHmax (%) | 95.9 | 95.9 | 95.7 | 95.7 | 95.4 | 95.2 | 95.8 | 95.5 | 95.7 | 95.4 | 95.3 | 95.3 | 94.9 | 94.9 | 94.2 | 94.0 | 93.7 | 93.2 | 92.5 | 92.1 | 92.1 | 92.4 | | | |
| | RHMin (%) | 56.2 | 52.0 | 49.8 | 48.1 | 46.3 | 47.2 | 49.2 | 49.4 | 47.9 | 49.6 | 47.9 | 47.0 | 44.7 | 44.2 | 42.2 | 41.0 | 39.3 | 36.5 | 35.4 | 34.9 | 36.7 | 42.0 | | | |
| | SShr (hrs) | 45.5 | 48.5 | 49.5 | 47.5 | 48.5 | 47.5 | 43.5 | 42.0 | 42.0 | 41.0 | 42.5 | 44.5 | 48.0 | 48.5 | 49.5 | 50.0 | 54.5 | 55.0 | 54.0 | 55.0 | 53.0 | 51.5 | | | |
| Stage |  | | | | | | | | | | |  | | | | |  | | | | |  | | | | |
| | Germination and Seedling Planting | | | | | | | | | | | Vegetative Growth | | | | | Flowering & Fruiting | | | | | Harvesting | | | | |
| Disease Life Cycle |  | | |  | |  | |  | |  | | | | | | | | | | | | | | | | |
| | Spore association with host | | | Spore germination | | Germ tube formation & Penetration | | Disease development | | After occurrence of disease the disease cycle continued up to clove formation stage | | | | | | | | | | | | | | | | |