





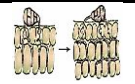




Crop disease weather calendar of the Rabi season Garlic (**Blight disease**):Rajshahi Region (Districts:Rajshahi, Chapainawabgonj, Naoga, Natore) Bangladesh

| Rajshahi Region | | Rabi season Garlic: Blight disease | | | | | | | | | | | | | | | | Life cycle of crop, 140-150 | | | | | | | |
|-----------------------|---|---|--|------|---|----------|---|------|---|----------|---|------|------|---------|------|------|------|-----------------------------|------|------|------|------|--|--|--|
| Weather warning | Months | October | | | | November | | | | December | | | | January | | | | February | | | | | | | |
| | Max. Temp. (°C) | 28°C | | | | | | | | | | | | | | | | | | | | | | | |
| | Min. Temp. (°C) | 16°C | | | | | | | | | | | | | | | | | | | | | | | |
| | RH Max (%) | 90% above; leaf surface remains with for more than 24 hours or at least 6 hours of leaf wetness | | | | | | | | | | | | | | | | | | | | | | | |
| | RH Min (%) | 85% | | | | | | | | | | | | | | | | | | | | | | | |
| | Rainfall (mm) | Cloudy rainy weather in the crop stand | | | | | | | | | | | | | | | | | | | | | | | |
| Weekly normal weather | Std.Week/Normal | 40 | 41 | 42 | 43 | 44 | 45 | 46 | 47 | 48 | 49 | 50 | 51 | 52 | 1 | 2 | 3 | 4 | 5 | 6 | 7 | 8 | | | |
| | Rainfall (mm) | 44.0 | 35.0 | 23.0 | 12.0 | 7.0 | 5.0 | 1.0 | 0.0 | 2.0 | 1.0 | 3.0 | 0.0 | 4.0 | 1.0 | 1.0 | 2.0 | 1.0 | 4.0 | 3.0 | 2.0 | 3.0 | | | |
| | Max. Temp. (°C) | 32.7 | 32.3 | 31.7 | 32.3 | 31.7 | 31.0 | 30.4 | 30.4 | 29.6 | 27.0 | 26.0 | 25.4 | 24.4 | 24.0 | 23.9 | 24.0 | 24.9 | 25.6 | 26.7 | 28.1 | 29.3 | | | |
| | Min. Temp. (°C) | 25.0 | 24.1 | 23.1 | 24.1 | 23.1 | 21.4 | 20.7 | 19.3 | 17.6 | 14.0 | 13.1 | 12.4 | 11.6 | 11.0 | 10.9 | 10.9 | 10.9 | 12.0 | 12.3 | 13.6 | 14.1 | | | |
| | RHmax (%) | 96.3 | 96.4 | 96.1 | 96.4 | 96.1 | 96.0 | 95.9 | 96.1 | 95.7 | 94.7 | 95.9 | 95.3 | 95.7 | 95.6 | 95.1 | 95.3 | 95.3 | 95.3 | 94.0 | 93.9 | 92.0 | | | |
| | RHMin (%) | 67.4 | 64.3 | 60.9 | 64.3 | 60.9 | 57.4 | 55.9 | 51.9 | 49.4 | 46.9 | 50.1 | 50.0 | 50.0 | 50.1 | 48.4 | 47.9 | 45.7 | 44.7 | 42.0 | 40.3 | 36.6 | | | |
| | SShr (hrs) | 46.0 | 47.0 | 53.0 | 47.0 | 53.0 | 56.0 | 55.0 | 57.0 | 54.0 | 51.0 | 47.0 | 46.0 | 44.0 | 42.0 | 42.0 | 46.0 | 52.0 | 51.0 | 55.0 | 56.0 | 58.0 | | | |
| Stage |  | |  | | | |  | | | |  | | | | | | | | | | | | | | |
| | Germination and Seedling Planting | | Vegetative Growth | | | | Flowering & Fruiting | | | | Harvesting | | | | | | | | | | | | | | |
| Disease Life Cycle |  | |  | |  | |  | |  | | | | | | | | | | | | | | | | |
| | Spore association with host | | Spore germination | | Germ tube formation & Penetration | | Disease development | | After occurrence of disease the disease cycle continued up to clove formation stage | | | | | | | | | | | | | | | | |