





**Crop Weather Calendar of Pineapple: Mymensingh Region (Districts: Mymensingh) Bangladesh**

Region: Mymensingh	Pineapple																								Duration: 252-255 days					
Months	December				January				February				March				April				May- June				July-August					
Std. Week/Normal	49	50	51	52	1	2	3	4	5	6	7	8	9	10	11	12	13	14	15	16	17	18	19	20	25	26	27	28	31	32
Rainfall (mm)	1	3	0	2	0	3	1	0	2	1	5	7	1	4	6	11	17	20	30	40	36	55	62	69	98	85	109	99	72	74
Max. Temp. (°C)	27.6	26.3	25.4	25.0	24.4	24.0	24.0	25.1	25.9	26.6	27.4	28.1	29.1	30.3	31.0	31.9	31.3	32.1	32.7	32.0	31.7	31.6	31.9	32.3	31.4	31.0	31.1	31.3	32.0	32.0
Min. Temp. (°C)	15.0	14.0	13.3	12.4	12.0	11.6	11.9	12.0	13.0	13.7	15.0	15.9	16.6	17.4	18.6	19.9	20.9	21.9	22.4	22.9	22.9	22.9	23.6	24.0	26.0	26.0	26.0	26.0	26.1	26.3
Mean Temp. (°C)	21.3	20.2	19.4	18.7	18.2	17.8	18.0	18.6	19.5	20.2	21.2	22.0	22.9	23.9	24.8	25.9	26.1	27.0	27.6	27.5	27.3	27.3	27.8	28.2	28.7	28.5	28.6	28.7	29.1	29.2
RHmax (%)	95.3	95.6	95.6	95.3	95.1	94.4	94.4	93.4	92.6	92.1	91.4	90.6	90.9	90.6	90.1	89.7	90.4	89.9	90.9	91.1	91.3	92.4	92.6	92.7	95	94.7	95	94.6	94.7	93.9
RHMin (%)	52.3	54.1	53.6	53.7	53.6	53.1	51.4	47	47.9	45.3	45	45.1	44.3	43.6	44.6	48.3	54.7	55	56.6	61.1	62.6	64.6	66	66.4	76.6	77.7	77.6	77.0	74.6	74.6
RHmean (%)	73.8	74.9	74.6	74.5	74.4	73.8	72.9	70.2	70.3	68.7	68.2	67.9	67.6	67.1	67.4	69.0	72.6	72.5	73.8	76.1	77.0	78.5	79.3	79.6	85.8	86.2	86.3	85.8	84.7	84.3
SShr (hrs)	49.0	43.0	40.0	42.0	41.0	39.0	41.0	45.0	44.0	48.0	50.0	50.0	51.0	53.0	53.0	48.0	44.0	49.0	49.0	49.0	46.0	44.0	44.0	45.0	25.0	23.0	24.0	24.0	33.0	31.0
WD (deg)	191	206	199	221	230	236	216	238	228	218	222	210	214	202	208	179	165	149	146	143	128	126	134	131	143	144	156	152	153	149
WS(Km/hr)	3.0	3.5	3.7	3.7	3.7	3.7	3.7	3.7	3.7	3.9	4.4	5.4	5.0	5.4	5.6	6.3	6.1	7.2	6.8	7.2	7.6	7.4	6.8	7.4	6.8	7.2	7.2	6.8	6.1	6.1
Phenological stages																														
	Inflorescence emergence				Flowering				Fruit development				Fruit ripening & harvesting																	

Congenial Weather Condition for Diseases	
Heart rot	Temperature 31.0°C to 34.0°C, hot, humid weather and relative humidity >90%.
Root rot	Temperature 27-34°C; relative humidity below 70% with cloudy weather
Base rot	Temperature (27.0 to 34°C), relative humidity >90% with dry weather
Fusariosis	Temp 31.0°C to 33.0°C; with warm weather
Pink disease	Temp 31.0°C to 33.0°C; with warm weather

Congenial weather for insect-pests	
Mealy bugs	Temp. 27.0 – 34.0°C, RH: 67-84%
Scale insects	Temp. 27.0 – 34.0°C, RH: 70 –85%
Thrips	Temp. 27.0 – 34.0°C, RH: 70 - 84%
Fruit borer	Temp. 31.0 – 33.5°C, RH:- 70-85%
Fruit fly	Temp. 31.0 - 34°C, RH:- 70-85%

Weather Warning	
Rainfall	> 20 mm
Cloudy Weather	Cloudy Weather
Relative Humidity	Maximum Humidity > 90% Minimum Humidity < 77%
Hail storm	Hail storm
High wind	> 20 km/hr
Temperature	Max. Temp. > 33 °C and Min. Temp. < 26 °C