






Crop Disease Calendar of Pineapple: Chattogram Region (Districts: Chattogram) Bangladesh Disease: Base rot

Region: Chattogram		Pineapple																									Duration: 252-255 days				
Weather warning	Months	December					January				February				March				April				May- June				July-August				
	Max. Temp. (°C)	> 33.0 °C																													
	Min. Temp. (°C)	> 25.0 °C																													
	RHmax (%)	> 92%																													
	RHMin (%)	> 60%																													
	Rainfall (mm)	> 30 mm																													
Weekly normal weather	Std. Week/Normal	49	50	51	52	1	2	3	4	5	6	7	8	9	10	11	12	13	14	15	16	17	18	19	20	25	26	27	28	31	32
	Rainfall (mm)	1	4	2	2	0	1	1	1	2	1	2	8	5	5	6	13	21	21	27	34	36	63	61	70	181	197	202	156	149	128
	Max. Temp. (°C)	28.6	27.8	26.9	26.6	26.5	26.1	26.6	26.9	27.7	28.7	29.3	29.8	30.6	31.2	32.0	32.0	31.8	32.1	32.6	32.7	32.9	32.8	32.9	32.8	31.3	30.9	30.7	31.1	31.1	31.2
	Min. Temp. (°C)	17.0	16.3	15.3	14.9	14.1	13.9	14.1	14.1	14.9	15.8	16.9	17.6	18.8	19.8	20.7	21.8	22.7	23.5	24.0	24.4	24.5	24.5	24.8	25.2	25.4	25.2	25.4	25.3	25.3	25.4
	RHmax (%)	94.4	94.2	94.4	94.1	93.8	93.1	92.9	91.6	91.0	90.6	90.4	91.0	90.8	91.1	91.3	93.0	93.0	93.3	92.9	92.6	92.8	92.9	93.3	93.5	95.1	95.9	96.0	95.7	95.5	95.8
	RHMin (%)	49.5	50.0	50.3	49.1	48.2	47.1	44.9	42.3	43.6	41.2	43.3	43.9	44.8	46.6	47.4	54.0	58.2	60.1	60.5	61.6	62.0	62.3	64.1	66.1	75.3	77.3	77.7	76.4	75.2	75.4
	SShr (hrs)	54.8	52.8	50.8	51.3	53.3	50.8	53.8	56.5	56.3	57.8	57.5	58.5	60.3	59.3	56.8	57.0	52.8	56.0	56.0	54.8	55.3	52.8	55.0	48.0	28.0	25.3	24.0	29.0	32.8	30.0
Phenological stages																															
	Inflorescence emergence														Flowering					Fruit development						Fruit ripening & harvesting					
Life cycle																															
															Base rot																