






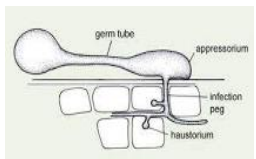










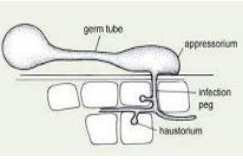




Crop Disease Calendar of *Rabi* season Brinjal (Fruit rot): Bogra Region (Districts: Bogra, Pabna, Sirajgonj, Joypurhat) Bangladesh

Region: Bogra		<i>Rabi</i> season Brinjal: Fruit rot disease																				Life span: 180-190 days																																							
Weather warning	Months	September					October					November					December					January				February																																			
	Max. Temp. (°C)	35°C																																																											
	Min. Temp. (°C)	27 °C																																																											
	RH Max (%)	50%																																																											
	RH Min (%)	30%																																																											
	Rainfall (mm)	Hot and humid conditions for infection and disease development																																																											
Weekly normal weather	Std. Week/Normal	36	37	38	39	40	41	42	43	44	45	46	47	48	49	50					51					52				1				2				3				4				5				6				7				8			
	Rainfall (mm)	60.0	60.0	76.0	74.0	51.0	42.0	25.0	18.0	5.0	5.0	0.0	0.0	3.0	0.0	3.0					0.0					4.0				0.0				2.0				2.0				1.0				1.0				1.0				4.0				3.0			
	Max. Temp. (°C)	32.3	32.0	32.1	32.0	32.1	32.3	32.0	31.6	31.0	30.7	30.1	29.7	28.9	27.7	26.3					25.0					25.7				24.0				24.0				24.3				25.4				25.9				26.9				27.7				28.6			
	Min. Temp. (°C)	26.0	26.0	26.0	25.1	25.0	24.0	23.4	21.7	21.0	19.9	18.3	17.3	15.7	15.0	14.1					12.0					13.4				12.0				11.4				11.4				12.0				12.9				13.6				14.6				15.4			
	RH max (%)	95.9	96.3	96.1	96.4	96.0	96.0	95.7	95.1	94.3	94.6	94.1	93.9	93.9	93.7	94.6					94.3					94.6				94.1				94.3				94.3				93.9				93.1				92.1				91.4				90.4			
	RH Min (%)	72.0	72.3	70.7	71.0	68.7	66.0	62.1	57.9	55.6	52.4	49.9	48.3	47.0	48.1	50.6					50.6					50.0				50.9				49.0				47.7				46.0				44.9				41.4				40.3				39.1			
	SS hr (hrs)	35.0	35.0	37.0	37.0	44.0	48.0	54.0	57.0	52.0	55.0	55.0	56	56	54	48					49.0					46.0				44.0				44.0				46.0				50.0				50.0				52.0				53.0				56.0			
Growth Stages																																																													
	Germination and Seedling Planting					Vegetative Growth					Flowering					Fruiting										Harvesting																																			
Disease Life cycle																																																													
																Spore landing					Spore germination					Penetration					Disease development				After disease occurred the cycle continued up to maturity stage																										

Crop Disease Calendar of *Kharif* season Brinjal (Fruit rot): Bogra Region (Districts: Bogra, Pabna, Sirajgonj, Joypurhat) Bangladesh

Region: Bogra		Kharif season Brinjal: Fruit rot disease																		Life span: 170-180 days														
Weather warning	Months	March			April				May				June							July			August											
	Max. Temp. (°C)												35°C																					
	Min. Temp. (°C)												27 °C																					
	RH Max (%)												50%																					
	RH Min (%)												30%																					
	Rainfall (mm)	Hot and humid conditions for infection and disease development																																
Weekly normal weather	Std. Week/Normal	11	12	13	14	15	16	17	18	19	20	21	22	23	24	25							26	27	28	29	30	31	32	33	34	35		
	Rainfall (mm)	4.0	3.0	8.0	8.0	12.0	26.0	28.0	37.0	42.0	45.0	58.0	59.0	74.0	70.0	92.0							76.0	93.0	80.0	91.0	76.0	63.0	61.0	72.0	67.0	56.0		
	Max. Temp. (°C)	31.9	32.9	32.9	33.9	34.3	34.0	33.6	33.1	33.6	33.4	33.3	33.9	33.4	32.7	32.3							32.3	32.0	31.9	32.0	32.1	32.3	32.6	32.1	32.3	32.6		
	Min. Temp. (°C)	18.3	20.0	21.1	22.3	23.0	23.0	23.1	23.3	23.9	24.3	24.6	25.0	25.9	26.0	26.1							26.1	26.0	26.1	26.0	26.1	26.3	26.9	26.3	26.4	26.1		
	RH max (%)	86.4	86.3	87.7	88.0	88.3	90.6	90.9	92.4	92.4	92.7	93.0	93.7	94.1	95.1	95.1							95.6	95.9	95.9	95.9	95.9	95.1	95.3	95.6	95.9	95.7		
	RH Min (%)	37.1	39.1	45.3	44.4	45.9	50.7	54.9	57.3	58.7	60.0	63.4	64.6	66.7	70.4	72.4							73.9	73.3	74.1	74.4	73.3	72.0	71.9	73.3	72.7	71.7		
	SS hr (hrs)	61.0	58.0	56.0	56.0	56.0	55.0	52.0	48.0	50.0	49.0	46.0	44.0	39.0	33.0	28.0							26.0	28.0	31.0	29.0	28.0	35.0	37.0	36.0	31.0	35.0		
Growth Stages																																		
Disease Life cycle																																		
Disease Life cycle													Spore landing							Spore germination			Penetration			Disease development			After disease occurred the cycle continued up to maturity stage					