




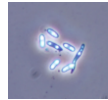

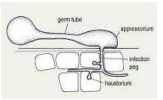








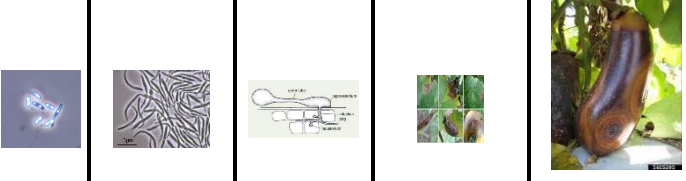



Crop Disease Calendar of *Rabi* season Brinjal (Fruit rot): Dhaka Region (Districts: Dhaka, Tangail, Gazipur, Narsingdi, Narayanganj, Munshiganj, Manikgonj) Bangladesh

Region: Dhaka		<i>Rabi</i> season Brinjal: Fruit rot disease																	Life span: 190-210 days															
Weather warning	Months	October					November					December					January		February					March			April							
	Max. Temp. (°C)	35°C																																
	Min. Temp. (°C)	27 °C																																
	RH Max (%)	50%																																
	RH Min (%)	30%																																
	Rainfall (mm)	Hot and humid conditions for infection and disease development																																
Weekly normal weather	Std. Week/Normal	40	41	42	43	44	45	46	47	48	49	50	51	52	1	2	3	4	5			6		7	8	9	10	11	12	13	14	15	16	17
	Rainfall (mm)	47.0	42.0	40.5	26.0	12.5	10.0	6.0	1.5	4.5	1.5	4.5	1.0	3.5	1.0	0.0	0.0	0.5	3.5			3.5		2.5	12.0	3.5	4.0	9.5	13.5	20.5	25.0	21.0	31.5	42.5
	Max. Temp. (°C)	32.5	32.3	32.0	31.5	30.9	30.6	29.8	29.0	28.3	27.6	26.2	25.5	24.8	24.0	23.9	24.5	25.0	26.2			27.2		28.3	28.9	30.0	31.5	32.3	33.4	33.2	33.9	34.6	34.1	33.8
	Min. Temp. (°C)	25.3	24.8	23.8	22.3	21.5	20.5	18.7	17.7	16.1	15.5	14.7	13.5	12.9	12.4	12.0	12.0	12.1	13.6			14.3		15.5	16.5	17.5	18.6	19.8	19.8	21.8	22.9	23.5	23.7	23.6
	RH max (%)	95.4	95.4	95.0	94.8	94.5	95.0	94.7	94.6	94.3	94.8	95.3	95.1	95.0	94.6	94.3	93.8	93.4	92.4			92.1		91.7	91.1	90.0	89.9	89.2	89.6	90.3	91.3	91.4	91.4	91.7
	RH Min (%)	65.7	63.0	60.2	55.5	54.6	51.5	49.3	47.5	46.3	47.6	49.4	49.8	49.1	50.3	48.8	46.2	43.3	42.3			39.4		39.7	38.9	36.0	35.5	35.9	38.9	44.5	45.9	47.1	52.0	55.1
	SS hr (hrs)	40.0	44.0	47.5	54.0	49.5	51.5	51.5	52.0	51.5	48.5	46.5	44.5	44.5	42.5	42.5	45.0	49.0	49.5			51.5		53.0	54.5	56.0	55.0	58.0	55.5	52.5	53.5	54.0	55.0	54.5
Growth Stages																																		
	Germination & Seedling Planting		Vegetative Growth										Flowering				Fruiting						Harvesting											
Disease Life cycle																																		
																	Spore landing		Spore germination		Penetration		Disease development		After disease occurred the cycle continued up to maturity stage									

Crop Disease Calendar of *Kharif* season Brinjal (Fruit rot): Dhaka Region (Districts: Dhaka, Tangail, Gazipur, Narsingdi, Narayanganj, Munshiganj, Manikgonj) Bangladesh

Region: Dhaka		Kharif season Brinjal: Fruit rot disease																				Life span: 180-210 days																			
Weather warning	Months	March					April					May					June					July					August				September										
	Max. Temp. (°C)	35°C																																							
	Min. Temp. (°C)	27 °C																																							
	RH Max (%)	50%																																							
	RH Min (%)	30%																																							
	Rainfall (mm)	Hot and humid conditions for infection and disease development																																							
Weekly normal weather	Std. Week/Normal	11	12	13	14	15	16	17	18	19	20	21	22	23	24	25	26	27	28	29	30	31	32	33	34	35	36	37	38	39											
	Rainfall (mm)	9.5	13.5	20.5	25.0	21.0	31.5	42.5	46.0	55.5	55.0	75.5	70.0	72.5	86.5	81.0	77.5	82.5	73.5	91.0	81.5	67.0	59.5	77.0	62.5	60.5	60.5	68.5	70.0	69.0											
	Max. Temp. (°C)	32.3	33.4	33.2	33.9	34.6	34.1	33.8	33.6	33.7	33.7	33.2	33.5	33.4	32.8	32.2	32.2	32.1	32.0	31.7	32.2	32.2	32.2	31.9	32.3	32.5	32.3	32.2	32.3	32.3											
	Min. Temp. (°C)	19.8	21.3	21.8	22.9	23.5	23.7	23.6	23.7	24.2	24.6	24.9	25.4	25.8	25.9	26.2	26.2	26.1	26.2	26.0	26.0	26.2	26.7	26.2	26.2	26.1	26.0	26.0	26.0	25.7											
	RH max (%)	89.2	89.6	90.3	91.3	91.4	91.4	91.7	92.3	92.8	92.9	93.5	93.8	94.0	94.5	94.4	94.7	94.7	94.1	94.5	94.3	94.0	94.1	94.4	94.8	94.4	94.8	95.2	95.0	95.5											
	RH Min (%)	35.9	38.9	44.5	45.9	47.1	52.0	55.1	56.7	58.6	60.4	63.5	65.0	66.7	69.9	71.5	72.9	73.5	73.1	73.5	71.1	71.0	71.6	72.2	71.2	70.0	70.2	69.4	69.7	68.0											
	SS hr (hrs)	58.0	55.5	52.5	53.5	54.0	55.0	54.5	51.5	48.0	48.0	42.5	42.0	38.5	31.0	26.0	26.0	27.0	27.5	28.5	32.0	33.5	32.5	31.5	31.5	35.0	33.5	32.0	32.0	34.0											
Growth Stages																																									
	Germination and Seedling Planting		Vegetative Growth										Flowering					Fruiting					Harvesting																		
Disease Life cycle																																									
																		Spore landing					Spore germination					Penetration					Disease development					After disease occurred the cycle continued up to maturity stage			