











Crop Weather Calendar of Rabi Brinjal: Mymensingh Region (Districts: Mymensingh, Kishoregonj, Jamalpur, Netrokona, Sherpur) Bangladesh

Region: Mymensingh	Rabi Brinjal																			Life span: 160-180 days						
Months	September		October				November					December				January				February			March			
Std. Week/Normal	38	39	40	41	42	43	44	45	46	47	48	49	50	51	52	1	2	3	4	5	6	7	8	9	10	11
Rainfall (mm)	79.0	87.0	71.0	52.0	45.0	15.0	7.0	5.0	5.0	0.0	4.0	1.0	3.0	0.0	2.0	0.0	3.0	1.0	0.0	2.0	1.0	5.0	7.0	1.0	4.0	6.0
Max. Temp. (°C)	31.9	31.7	32.0	31.7	31.6	31.1	30.9	30.3	30.0	28.9	28.3	27.6	26.3	25.4	25.0	24.4	24.0	24.0	25.1	25.9	26.6	27.4	28.1	29.1	30.3	31.0
Min. Temp. (°C)	26.0	25.1	25.0	24.3	23.4	21.7	20.9	19.7	18.3	17.0	15.4	15.0	14.0	13.3	12.4	12.0	11.6	11.9	12.0	13.0	13.7	15.0	15.9	16.6	17.4	18.6
Mean Temp. (°C)	29.0	28.4	28.5	28.0	27.5	26.4	25.9	25.0	24.2	23.0	21.9	21.3	20.2	19.4	18.7	18.2	17.8	18.0	18.6	19.5	20.2	21.2	22.0	22.9	23.9	24.8
RHmax (%)	95.0	95.4	95.6	95.3	95.3	95.4	95.0	95.0	94.6	95.0	95.1	95.3	95.6	95.6	95.3	95.1	94.4	94.4	93.4	92.6	92.1	91.4	90.6	90.6	90.6	90.1
RHMin (%)	74.1	74.0	72.6	70.3	66.7	62.7	61.0	58.4	55.9	53.0	51.6	52.3	54.1	53.6	53.7	53.6	53.1	51.4	47.0	47.9	45.3	45.0	45.1	44.3	43.6	44.6
RHmean (%)	84.6	84.7	84.1	82.8	81.0	79.1	78.0	76.7	75.3	74.0	73.4	73.8	74.9	74.9	74.5	74.4	73.8	72.9	70.2	70.3	68.7	68.2	67.9	67.6	67.1	67.4
SShr (hrs)	31.0	31.0	40.0	41.0	47.0	53.0	51.0	53.0	52.0	53.0	50.0	49.0	43.0	40.0	42.0	41.0	39.0	41.0	45.0	44.0	48.0	50.0	50.0	51.0	53.0	53.0
WD (deg)	156	167	181	174	193	197	186	181	186	186	193	191	206	199	221	230	236	216	238	228	218	222	210	214	202	208
WS(Km/hr)	5.4	4.4	4.3	3.9	3.7	3.7	3.7	3.9	3.7	3.7	3.7	3.0	3.5	3.7	3.7	3.7	3.7	3.7	3.7	3.7	3.9	4.4	5.4	5.0	5.4	5.6
Stages																										
Favorable environment	15-20° C		20-30° C					20-30° C				20-32° C				24-32° C										
Relative Humidity	50-75%																									
Soil Temperature	22-25° C																									
Sunshine Hour	6-8 hr																									
Favorable environmental conditions for insects and diseases	Temperature : 24-30° C, RH: 55-75%																									
Shoot and Fruit Borer	Temperature : 22-30° C, RH: 60-65%																									
Leaf hopper/Jassid/Thrips	Temperature : 25-30° C, RH: 55-65%																									
Epilachna beetle	Temperature : 15-26° C, RH: 60-70%																									
Red Mites	Temperature : 22-32° C, RH: 55-75%																									
White fly	Temperature : 25-30° C, RH: 50-80%																									
Wilting	Temperature : 24-30° C, RH: 70-80%																									
Foot rot/collar rot disease	Temperature : 28-32° C, RH: 55-75%																									
Fruit rot	40 mm or more (creates water logging condition)																									
Weather warning	15-20 mm or more																									
Rainfall (mm)	Cloudy condition																									
Cloudy weather	Moisture stress in the soil (Dry and warm weather)																									
Drought	3 to 5 days (stagnant water)																									
Duration of soil remain wet (day)	Early or seasonal rainfall with hailstorms																									
Hailstorms	40 Km/hr or more																									
Wind speed (Km/hr.)	32.5 to 35.5° C																									
Temperature (°C)																										

Crop Weather Calendar of Kharif Brinjal: Mymensingh Region (Districts: Mymensingh, Kishoregonj, Jamalpur, Netrokona, Sherpur) Bangladesh

Region: Mymensingh	Kharif Brinjal																				Life span: 160-175 days				
Months	March			April				May				June					July				August				
Std.Week/Normal	11	12	13	14	15	16	17	18	19	20	21	22	23	24	25	26	27	28	29	30	31	32	33	34	35
Rainfall (mm)	6.0	11.0	17.0	20.0	30.0	40.0	36.0	55.0	62.0	69.0	97.0	81.0	96.0	103.0	98.0	85.0	109.0	99.0	89.0	100.0	72.0	74.0	67.0	81.0	75.0
Max. Temp. (°C)	31.0	31.9	31.3	32.1	32.7	32.0	31.7	31.6	31.9	32.3	32.0	32.0	32.0	31.7	31.4	31.0	31.1	31.3	31.3	31.1	32.0	32.0	32.0	32.0	32.0
Min. Temp. (°C)	18.6	19.9	20.9	21.9	22.4	22.9	22.9	22.9	23.6	24.0	24.3	25.0	25.6	25.7	26.0	26.0	26.0	26.0	26.0	26.0	26.1	26.3	26.3	26.0	26.0
Mean Temp. (°C)	24.8	25.9	26.1	27.0	27.6	27.5	27.3	27.3	27.8	28.2	28.2	28.5	28.8	28.7	28.7	28.5	28.6	28.7	28.7	28.6	29.1	29.2	29.2	29.0	29.0
RHmax (%)	90.1	89.7	90.4	89.9	90.9	91.1	91.3	92.4	92.6	92.7	92.7	94.0	94.1	94.7	95.0	94.7	95.0	94.6	94.6	94.9	94.7	93.9	94.0	94.9	94.7
RHMin (%)	44.6	48.3	54.7	55.0	56.6	61.1	62.6	64.6	66.0	66.4	69.4	71.9	73.0	75.4	76.6	77.7	77.6	77.0	76.6	76.4	74.6	74.6	74.9	75.9	75.0
RHmean (%)	67.4	69.0	72.6	72.5	73.8	76.1	77.0	78.5	79.3	79.6	81.1	83.0	83.6	85.1	85.8	86.2	86.3	85.8	85.6	85.7	84.7	84.3	84.5	85.4	84.9
SShr (hrs)	53.0	4.8	44.0	49.0	49.0	49.0	46.0	44.0	44.0	45.0	39.0	36.0	34.0	26.0	25.0	23.0	24.0	24.0	25.0	30.0	33.0	31.0	30.0	26.0	31.0
WD (deg)	208	179	165	149	146	143	128	126	134	131	126	130	142	138	143	144	156	152	152	151	153	149	148	157	155
WS(Km/hr)	5.6	6.3	6.1	7.2	6.8	7.2	7.6	7.4	6.8	7.4	7.4	6.8	6.1	7.4	6.8	7.2	7.2	6.8	7.2	6.1	6.1	6.1	6.1	5.7	6.1
Stages																									
Favorable environment	20-22° C			22-32° C								24-32° C				24-32° C				24-32° C					
Relative Humidity	60-75%																								
Soil Temperature	22-27 ° C																								
Sunshine Hour	8-10 hr																								
Favorable environmental conditions for insects and diseases																									
Shoot and Fruit Borer	Temperature : 24-30° C, RH: 55-75%																								
Leaf hopper/Jassid/Thrips	Temperature : 22-30° C, RH: 60-65%																								
Epilachna beetle	Temperature : 25-30° C, RH: 55-65%																								
Red Mites	Temperature : 15-26° C, RH: 60-70%																								
White fly	Temperature : 22-32° C, RH: 55-75%																								
Wilting	Temperature : 25-30° C, RH: 50-80%																								
Foot rot/collar rot disease	Temperature : 24-30° C, RH: 70-80%																								
Fruit rot	Temperature : 28-32° C, RH: 55-75%																								
Weather warning																									
Rainfall (mm)	15 to 20 mm or more										40 mm or more (creates water logging condition)														
Cloudy weather	Cloudy condition																								
Drought	Moisture stress in the soil (Dry and warm weather)																								
Duration of soil remain wet (day)	3 to 5 days stagnant water																								
Hailstorms	Early or late season rainfall with hailstorms																								
Wind speed (Km/hr.)	40 Km/hr or more																								
Temperature (°C)	36.5 to 38.5° C																								